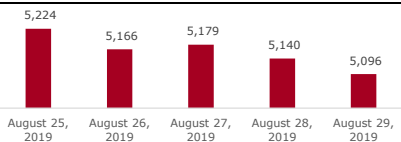


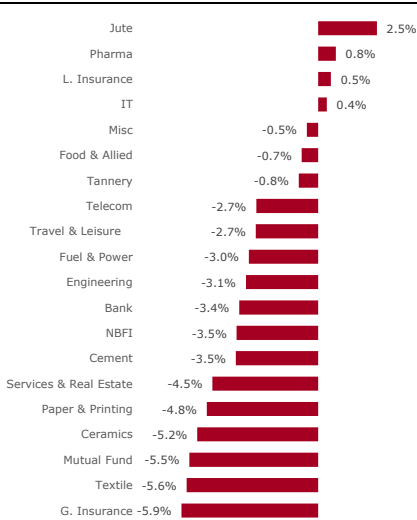
DSEX DOWN 141.07 POINTS

DSEX closed red this week as investors went for selling shares amid concerns over financial sector and GP's tussle with BTRC over audit claim. DSEX dropped by 2.69% or 141.07 points over the week and close at 5,095.78. The concern about the liquidity situation in the financial market resurfaced after Bangladesh Bank recently directed the banks to maintain cash reserve ratio and statutory liquidity ratio for their exposure through offshore banking operations. Moreover, recent report by Bangladesh Bank regarding the rise of NPL deepened the investors' concern over the country's banking sector. Fall in share prices of some of the large capitalised companies like GP, UPDCDL and BRACBANK was the major reason for a drop in DSEX. Following the news of BTRC deciding to issue show-cause notice to GP to revoke its licence, GP has lost 2.4% over the week. Continuous fall in the share prices of GP, the largest capitalised scrip, shaken the confidence of the investors. However, Multinationals performed well over the week - a surge in the share prices of some of the multinational companies including RECKITT BEN, BERGER P&L and MARICO saved the market from further fall.

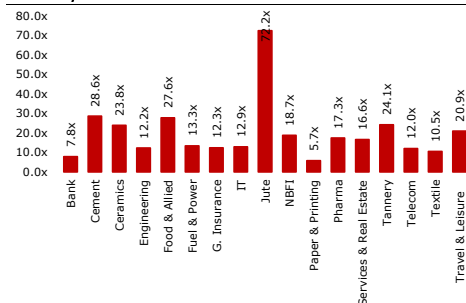
Intraweek Performance of DSEX



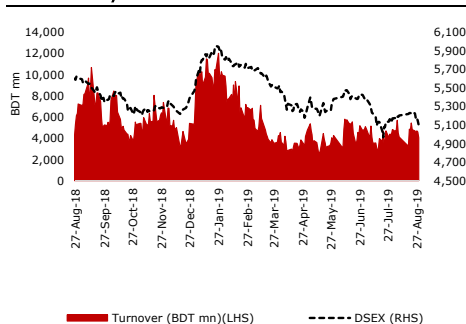
Sector Return



Sector P/E



52 Week Daily Turnover & DSEX



Index

Particulars	Value	Δ Points	Weekly Δ %	Dec'18 Value	YTD Δ %
DSEX	5,095.78	(141.07)	-2.69%	5,385.64	-5.38%
DS30	1,800.06	(49.96)	-2.70%	1,880.78	-4.29%
DSES	1,183.44	(23.40)	-1.94%	1,232.82	-4.01%
Dow Jones IA	26,036.10	(166.63)	-0.64%	22,878.45	13.80%
Nikkei 225	20,460.93	(167.08)	-0.81%	20,077.62	1.91%
FTSE 100	7,188.85	24.39	0.34%	6,617.38	8.64%

Market Statistics

Particulars	This Week	Last Week	Weekly Δ	Weekly Δ %
Avg. Turnover (BDT mn)	4,487	4,607	(119.86)	-2.60%
Avg. Turnover (USD mn)	53	55	(1.43)	-2.60%
Avg. Volume (mn)	126	134	(8.00)	-5.97%
Market Cap (BDT bn)	3,808	3,884	(75.95)	-1.96%
Market Cap (USD bn)	45	46	(0.90)	-1.96%
Market P/E (x)	13.24			
Particulars	Galner	Loser		
Market Breadth	47	303		

Sector Statistics

Sector	Market Cap (BDTmn)	% of total Market Cap	Sector Return	Turnover (BDTmn)	% of total Turnover
Bank	513,520	13.5%	-3.4%	211	4.71%
Cement	82,979	2.2%	-3.5%	31	0.69%
Ceramics	24,912	0.7%	-5.2%	167	3.73%
Engineering	176,045	4.6%	-3.1%	764	17.03%
Food & Allied	275,461	7.2%	-0.7%	155	3.46%
Misc	115,786	3.0%	-0.5%	258	5.75%
Fuel & Power	477,501	12.5%	-3.0%	437	9.75%
G. Insurance	47,498	1.2%	-5.9%	247	5.50%
L. Insurance	60,971	1.6%	0.5%	92	2.04%
IT	20,019	0.5%	0.4%	145	3.22%
Jute	3,946	0.1%	2.5%	17	0.38%
Mutual Fund	33,031	0.9%	-5.5%	112	2.49%
NBFI	154,055	4.0%	-3.5%	81	1.80%
Paper & Printing	13,035	0.3%	-4.8%	22	0.49%
Pharma	507,044	13.3%	0.8%	905	20.17%
Services & Real Estate	16,378	0.4%	-4.5%	56	1.25%
Tannery	24,728	0.6%	-0.8%	111	2.47%
Telecom	439,648	11.5%	-2.7%	81	1.80%
Textile	114,640	3.0%	-5.6%	435	9.69%
Travel & Leisure	22,705	0.6%	-2.7%	28	0.63%

Top Turnover

Ticker	Close Price (BDT)	Weekly Δ %	Turnover (BDTmn)	Volume (mn)	P/E (x)
UPGDCL	395.10	-3.8%	199.18	0.50	24.57
SILCOPHL	35.10	12.5%	134.38	3.97	21.58
MONNOCERA	214.80	-0.4%	108.40	0.51	24.98
BEACONPHAR	25.40	3.3%	99.85	3.94	34.02
ORIONINFU	63.10	-11.1%	98.22	1.43	33.33

Top Gainers

Ticker	Close Price (BDT)	Weekly Δ %	Turnover (BDTmn)	Volume (mn)	P/E (x)
RECKITT BEN	2951.90	18.6%	24.26	0.01	39.59
1STPRIMFMF	16.20	18.2%	12.85	0.87	20.77
WATACHEM	593.70	17.6%	84.71	0.15	52.70
GLAXOSMITH	1836.50	13.6%	17.99	0.01	41.27
SILCOPHL	35.10	12.5%	134.38	3.97	21.58

Top Losers

Ticker	Close Price (BDT)	Weekly Δ %	Turnover (BDTmn)	Volume (mn)	P/E (x)
GLOBALINS	24.10	-28.7%	50.04	1.88	21.14
PLFSL	3.00	-25.1%	0.00	0.00	n/a
VFSTDL	30.20	-16.1%	59.25	1.82	12.51
TUNGHAI	3.20	-15.8%	0.23	0.07	3.93
GENNEXT	4.30	-15.7%	9.43	2.03	7.33

Disclaimer

GENERAL DISCLOSURE

This research report has been prepared by UCB Capital Management Limited (UCB Capital), a company authorized to engage in broker-dealer activities in Bangladesh. UCB Capital is not a registered broker-dealer in the United States and, therefore, is not subject to U.S. rules regarding the preparation of research reports and the independence of research analysts. This research report is provided for distribution to "major U.S. institutional investors" in reliance on the exemption from registration provided by Rule 15a-6 of the U.S. Securities Exchange Act of 1934, as amended (the "Exchange Act").

NOTICE TO RECIPIENTS: This email (including all attachments) is intended only for the named recipient. If you have received this email in error, please delete the email plus any copies of it and immediately notify the sender by return email.

The information contained herein has been prepared and issued by UCB Capital to its clients, and all intellectual property relating to the Research vests with UCB Capital unless otherwise noted. The Research is provided on an as is basis, without warranty (express or implied).

The Research is based on public data obtained in good faith from sources believed by UCB Capital to be reliable, but no representations, guarantees or warranties are made by UCB Capital with regard to accuracy, completeness or suitability of the data and under no circumstances will any of UCB Capital, its officers, representatives, associates or agents be liable for any loss or damage, whether direct, incidental or consequential, caused by reliance on or use of the content. UCB Capital has not performed any independent review or due diligence of publicly available information. The opinions and estimates contained herein reflect the current judgment of the analyst(s) on the date of this Research and are subject to change without notice. The opinions do not necessarily correspond to the opinions of UCB Capital. UCB Capital does not have an obligation to update, modify or/(and) amend this Research or otherwise notify a reader thereof in the event that any matter stated herein, or any opinion, projection, forecast or/(and) estimate set forth herein, changes or subsequently becomes inaccurate.

This Research is not an offer to sell or the solicitation of an offer to buy any security in any jurisdiction where such an offer or solicitation would be illegal. It is intended to be distributed in its entirety. It does not constitute a personal recommendation or takes into account the particular investment objectives, financial situations, or needs of individual investors. Investors should consider whether any advice or recommendation in this Research is suitable for their particular circumstances and, if appropriate, seek professional advice, including tax advice and ensure they obtain, read and understand any applicable offer document. The price and value of investments referred to herein and the income from them may fluctuate. Past performance is not an indicator or guarantee of future returns, and a loss of original capital may occur. Fluctuations in exchange rates could have adverse effects on the value or price of, or income derived from, certain investments.

Our salespeople, traders, and other professionals may provide oral or written market commentary or trading strategies to our clients and principal trading desks that reflect opinions that are contrary to the opinions expressed in this Research. Our asset management area, principal trading desks and investing businesses may make investment decisions that are inconsistent with the recommendations or views expressed in this Research. Neither UCB Capital nor its representatives, will receive (directly or indirectly) any commission, fee, benefit or advantage, pecuniary or otherwise, nor be influenced, either directly or indirectly, in connection with the making of any recommendation or preparation of any Research.

The analysts named in this report may have from time to time discussed with our clients, including UCB Capital salespersons and traders, or may discuss in this report, trading strategies that reference catalysts or events that may have a near-term impact on the market price of the equity securities discussed in this report, which impact may be directionally counter to the analysts' published price target expectations for such stocks. Any such trading strategies are distinct from and do not affect the analysts' fundamental equity rating for such stocks, which rating reflects a stock's return potential relative to its coverage group as described herein.

Any prices provided herein (other than those that are identified as being historical) are indicative only, and do not represent firm quotes as to either size or price. The past performance of financial instruments is not indicative of future results. No assurance can be given that any financial instrument or issuer described herein would yield favourable investment results. Any forecasts or price targets shown for companies and/or securities discussed in this Research may not be achieved due to multiple risk factors including without limitation market volatility, sector volatility, corporate actions, the unavailability of complete and accurate information and/or the subsequent transpiration that underlying assumptions made by UCB Capital or by other sources relied upon in the Research were inapposite.

UCB Capital may provide hyperlinks to websites of entities mentioned in this Research, however the inclusion of a link does not imply that UCB Capital endorses, recommends or approves any material on the linked page or accessible from it. UCB Capital does not accept responsibility whatsoever for any such material, nor for any consequences of its use.

This document is for the use of the addressees only and may not be reproduced, redistributed or passed on to any other person or published, in whole or in part, for any purpose, without the prior, written consent of UCB Capital. The manner of distributing this document may be restricted by law or regulation in certain countries, including the United States. Persons into whose possession this document may come are required to inform themselves about and to observe such restrictions. By accepting this document, a recipient hereof agrees to be bound by the foregoing limitations.

IMPORTANT DISCLOSURES FOR U.S. PERSONS ONLY

This research report is a product of UCB Capital Management Ltd. which is the employer of the research analyst(s) who has prepared the research report. The research analyst(s) preparing the research report is/are resident outside the United States (U.S.) and are not associated persons of any U.S. regulated broker-dealer and therefore the analyst(s) is/are not subject to supervision by a U.S. broker-dealer, and is/are not required to satisfy the regulatory licensing requirements of FINRA or required to otherwise comply with U.S. rules or regulations regarding, among other things, communications with a subject company, public appearances and trading securities held by a research analyst account.

This report is intended for distribution by UCB Capital Management Ltd. only to "Major Institutional Investors" as defined by Rule 15a-6(b)(4) of the U.S. Securities and Exchange Act, 1934 (the Exchange Act) and interpretations thereof by U.S. Securities and Exchange Commission (SEC) in reliance on Rule 15a 6(a)(2). If the recipient of this report is not a Major Institutional Investor as specified above, then it should not act upon this report and return the same to the sender. Further, this report may not be copied, duplicated and/or transmitted onward to any U.S. person, which is not the Major Institutional Investor.

In reliance on the exemption from registration provided by Rule 15a-6 of the Exchange Act and interpretations thereof by the SEC in order to conduct certain business with Major Institutional Investors, UCB Capital Management Ltd. has entered into an agreement with a U.S. registered broker-dealer, Cabrera Capital Markets. ("Cabrera"). Transactions in securities discussed in this

Recommendation Type	Holding period (If not otherwise mentioned)	Absolute Return Potential
Buy	12 Months	More than +15%
Neutral/ Hold	12 Months	Between +15 % and -5 %
Underweight	12 Months	Less than -5 %

ANALYST CERTIFICATION

Respective analyst(s) identified in this report certifies, with respect to the companies or securities that the individual analyses, that (1) the views expressed in this report reflect his or her personal views about all of the subject companies and securities and (2) no part of his or her compensation was, is or will be directly or indirectly dependent on the specific recommendations or views expressed in this report. The research analyst(s) named on this report are not registered / qualified as research analysts with FINRA.

It has not been determined in advance whether and in what intervals this document will be updated. Unless otherwise stated current prices refer to the most recent trading day's closing price.

CONTACT US

Research Team

Rajib Kumar Das	Head of Research	rajib.das@ucb.com.bd	+ 880 1730 797 728
Md. Nazmus Sakib	Research Associate	nazmus.sakib@ucb.com.bd	+ 880 1701 205 073
Anik Mahmood Ibne Anwar	Research Associate	anik.mahmood@ucb.com.bd	+ 880 1701 205 074
Shadman Sadique Kamal	Research Associate	shadman.kamal@ucb.com.bd	+ 880 1701 205 096

Institutional and Foreign Trade Department

Sonchoy Saha, CFA	Head of Institutional Sales	sonchoy.kumer@ucb.com.bd	+ 880 1755 615 313
Tahmidur Rahman	Senior Executive Officer	tahmid@bloomberg.net rahman.tahmidur@ucb.com.bd	+ 880 1726 995 520

Office Premises

Head Office 6, Dilkusha C/A, (1st Floor) Dhaka -1000 Bangladesh	Corporate Office Bulus Center (Level- 2) Plot - CWS (A)-1, Road no- 34 Gulshan Avenue, Dhaka -1212	DSE Extension Office Room 633, 9/E DSE Annex Building (5th Floor) Motijheel C/A, Dhaka 1000	Chattogram Office Ayub Trade Center 1269/B SK Mujib Road (4th Floor) Agrabad C/A, Chattogram
---	--	---	--

Find our research on Bloomberg <BRC> Go
