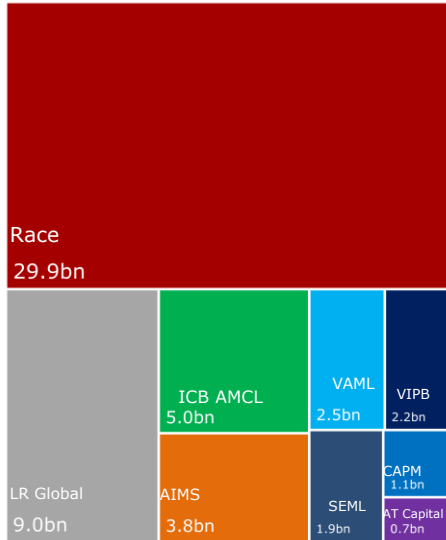


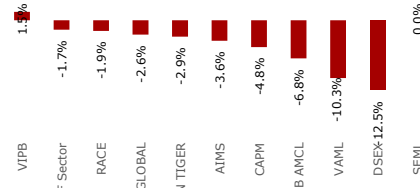
Closed End Fund Statistics

Fund Manager	# of Funds Under Management	Market Cap (BDT bn)	AUM (BDT bn)	Total Return Spectrum (with Dividend)							Premium/ (Discount)
				YTD	1 Months	3 Months	6 Months	9 Months	1 Year	2 Year	
RACE	10	11.8	29.9	-1.9%	0.9%	-0.3%	-3.2%	-6.9%	-0.4%	-6.0%	-60.4%
LR GLOBAL	6	6.2	9.0	-2.6%	-0.8%	-2.8%	-4.4%	-5.4%	-1.0%	-9.8%	-30.9%
ICB AMCL	9	4.2	5.0	-6.8%	-2.4%	-5.1%	-6.0%	-15.4%	-3.1%	na	-15.9%
AIMS	2	2.5	3.8	-3.6%	-3.0%	-5.7%	-3.6%	-11.0%	-1.7%	2.7%	-33.3%
VAML	2	1.6	2.5	-10.3%	-1.5%	-9.7%	-7.2%	-14.0%	-6.1%	-21.3%	-33.6%
SEML	3	2.4	2.2	na	na	na	na	na	na	na	10.1%
VIPB	2	1.5	1.9	1.5%	-0.3%	-0.4%	-1.3%	-4.4%	5.7%	-7.1%	-21.1%
CAPM	2	1.1	1.1	-4.8%	-1.3%	-3.6%	-4.7%	-9.0%	na	na	3.6%
ASIAN TIGER	1	0.5	0.7	-2.9%	0.2%	-2.0%	-4.4%	-8.3%	-1.7%	-5.3%	-24.7%
MF Sector	37	32.1	56.1	-1.7%	1.1%	-0.8%	-2.5%	-6.8%	0.3%	-6.3%	-42.9%

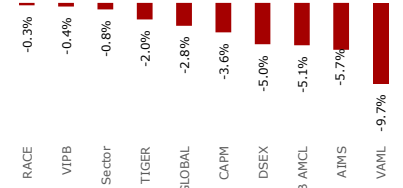
Asset Under Management of AMCs



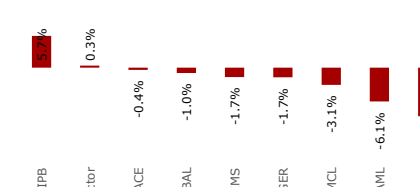
YTD Return



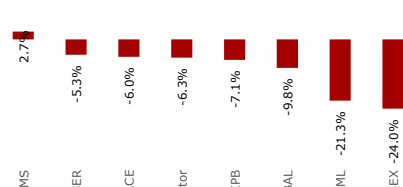
3 Month Return



1 Year Return



2 Year Return



DSE Ticker	Fund Manager	No of Units (mn)	Year-end	Close Price (BDT)	NAV/Unit at beg. of Year	Current NAV/Unit	P/NAV (x)	Premium / (Discount)	YTD Return	1M Return	3M Return	Redemption Year
IJANATAMF	RACE	291	Jun	4.10	10.75	10.28	0.40	-60.1%	-1.7%	0.2%	-0.6%	Sep-2030
1STPRIMFMF	ICB AMCL	20	Dec	15.90	11.72	9.73	1.63	63.4%	-9.6%	-2.9%	-7.8%	Mar-2016
ABB1STMF	RACE	239	Jun	4.00	11.29	10.55	0.38	-62.1%	-4.0%	2.0%	-0.3%	Jan-2032
AIBL1STMF	LR GLOBAL	99	Mar	6.80	11.00	10.11	0.67	-32.7%	-0.8%	-0.1%	-0.5%	Jan-2031
ATCSLGF	ASIAN TIGER	61	Jun	8.70	12.67	11.55	0.75	-24.7%	-2.9%	0.2%	-2.0%	Apr-2025
CAPMBDBLMF	CAPM	50	Jun	8.20	10.17	8.97	0.91	-8.6%	-7.0%	-1.5%	-5.2%	Jan-2027
CAPMIBLMF	CAPM	67	Jun	10.60	10.58	9.45	1.12	12.2%	-3.2%	-1.1%	-2.4%	Mar-2028
DBH1STMF	LR GLOBAL	120	Jun	8.60	10.95	9.90	0.87	-13.1%	-2.3%	-0.9%	-2.9%	Feb-2030
EBL1STMF	RACE	145	Jun	5.00	10.77	10.24	0.49	-51.2%	-2.2%	1.3%	0.4%	Aug-2029
EBLNRBMF	RACE	225	Jun	4.70	10.67	10.25	0.46	-54.1%	-1.2%	-0.3%	-0.5%	May-2031
EXIM1STMF	RACE	144	Jun	4.50	11.03	10.25	0.44	-56.1%	-4.0%	1.3%	0.5%	Jun-2033
FBFIF	RACE	781	Jun	3.80	10.77	10.34	0.37	-63.2%	-1.3%	1.2%	-0.7%	Feb-2032
GRAMEENS2	AIMS	180	Jun	11.30	18.82	17.27	0.65	-34.6%	-3.5%	-3.3%	-5.7%	Aug-2033
GREENDELMF	LR GLOBAL	149	Jun	7.80	10.94	9.82	0.79	-20.6%	-3.0%	-0.9%	-3.0%	Sep-2020
ICB3RDNRB	ICB AMCL	98	Jun	5.10	7.49	6.46	0.79	-21.1%	-8.4%	-3.0%	-5.0%	May-2030
ICBAGRANI1	ICB AMCL	97	Jun	5.80	9.47	8.41	0.69	-31.0%	-5.9%	-1.2%	-3.1%	Oct-2027
ICBAMCL2ND	ICB AMCL	49	Jun	7.60	8.71	7.33	1.04	3.7%	-8.9%	-3.3%	-7.0%	Oct-2029
ICBEPMF1S1	ICB AMCL	73	Jun	5.60	7.42	6.29	0.89	-11.0%	-9.1%	-4.1%	-7.3%	Jan-2029
ICBSONALI1	ICB AMCL	99	Jun	6.00	8.81	7.82	0.77	-23.3%	-4.4%	-1.2%	-5.0%	Jun-2033
IFIC1STMF	RACE	183	Jun	4.00	10.77	10.27	0.39	-61.1%	-1.9%	0.7%	-0.1%	Mar-2030
IFILISLMF1	ICB AMCL	98	Jun	6.10	8.52	7.36	0.83	-17.1%	-6.5%	-3.0%	-3.5%	Nov-2030
LRGLOBMF1	LR GLOBAL	310	Sep	6.60	10.67	10.43	0.63	-36.7%	-2.3%	-0.7%	-2.9%	Sep-2030
MBL1STMF	LR GLOBAL	100	Mar	6.30	11.18	10.12	0.62	-37.7%	-2.3%	-0.9%	-3.5%	Feb-2031
NCCBLMF1	LR GLOBAL	108	Dec	6.20	11.11	10.11	0.61	-38.7%	-4.9%	-1.0%	-3.5%	May-2032
NLI1STMF	VIPB	50	Jun	10.90	14.65	13.55	0.80	-19.6%	1.4%	-0.3%	-0.6%	Feb-2032
PF1STMF	ICB AMCL	59	Jun	6.20	7.85	6.65	0.93	-6.8%	-8.9%	-3.0%	-7.3%	May-2030
PHPMF1	RACE	283	Jun	3.90	10.56	10.23	0.38	-61.9%	-0.4%	1.0%	0.2%	Nov-2030
POPULAR1MF	RACE	300	Jun	4.00	10.84	10.34	0.39	-61.3%	-1.9%	0.3%	-0.4%	Oct-2030
PRIMEIICBA	ICB AMCL	98	Jun	5.40	8.12	7.13	0.76	-24.3%	-4.8%	-1.9%	-4.9%	Jan-2030
RELANCE1	AIMS	60	Jun	8.40	13.17	11.64	0.72	-27.8%	-4.1%	-1.5%	-5.3%	Jul-2031
SEBL1STMF	VIPB	99	Jun	9.90	13.67	12.69	0.78	-22.0%	1.6%	-0.3%	-0.4%	May-2031
SEMLIBLSF	SEML	100	Jun	9.70	10.46	9.74	1.00	-0.4%	-2.2%	-2.0%	-1.0%	Feb-2027
SEMLLECMF	SEML	50	Jun	7.80	10.57	9.74	0.80	-19.9%	-3.1%	-2.9%	-2.2%	Jul-2025
TRUSTB1MF	RACE	305	Jun	4.10	10.99	10.33	0.40	-60.3%	-2.9%	1.4%	-0.1%	Jan-2030
VAMLBDMF1	VAML	104	Sep	6.90	10.71	9.91	0.70	-30.4%	-7.5%	-0.9%	-9.7%	Oct-2025
VAMLRBBF	VAML	157	Dec	5.90	10.95	9.20	0.64	-35.9%	-12.2%	-1.9%	-9.7%	Dec-2026
SEMLFBSLGF	SEML	73	Jun	14.70		10.27	1.43	43.1%		0.1%	1.1%	Dec-2029

Open End Fund Statistics

Name of Funds	Fund Manager	NAV at 15-Sep-19	NAV at 22-Sep-19	NAV at 29-Sep-19	NAV at 06-Oct-19	NAV at 13-Oct-19	NAV at 20-Oct-19
MTB Unit Fund	Alliance AMC	8.82	8.75	8.74	8.80	8.44	8.32
Alliance Sandhani Life Unit Fund	Alliance AMC	9.37	9.28	9.35	9.03	8.74	8.21
Shandhani Life Unit Fund	Alif AMC	na	na	na	na	na	na
ATC Shariah Unit Fund	AT Capital	9.82	9.68	9.85	9.80	9.66	9.63
CAPM Unit Fund	CAPM	98.27	96.93	97.12	96.42	94.87	94.51
ICB AMCL Unit Fund	ICB AMCL	184.14	182.74	182.71	182.82	183.00	181.54
ICB AMCL Pension Holders' Unit Fund	ICB AMCL	167.66	166.11	166.92	167.99	165.10	162.75
Bangladesh Fund	ICB AMCL	79.81	79.28	79.92	79.35	79.44	78.33
ICB AMCL Converted First Unit Fund	ICB AMCL	8.16	8.10	8.11	8.12	8.13	7.95
ICB AMCL Islamic Unit Fund	ICB AMCL	8.31	8.27	8.26	8.27	8.17	8.31
HFAML UNIT FUND	HFAML	8.93	8.74	8.82	8.83	8.65	8.54
HFAML-ACME Employees' Unit Fund	HFAML	10.13	10.03	10.13	10.14	9.96	9.90
ICL Balanced Fund	Impress AMC	9.68	9.70	9.85	9.75	9.48	9.39
BCB ICL Growth Fund	Impress AMC	9.21	9.23	9.39	9.29	9.02	8.92
LankaBangla 1st Balanced Unit Fund	LankaBangla AMC	10.24	10.18	10.34	10.26	10.05	10.02
LankaBangla Al-Arafah Shariah Unit Fund	LankaBangla AMC	8.95	8.72	8.83	8.73	8.42	8.33
NAM IBBL Islamic Unit Fund	NAML	9.73	9.22	8.93	8.91	8.70	8.54
Rupali Life Insurance First Mutual Fund	Prime Finance AMC	9.39	9.27	9.36	9.42	9.24	93.86
Prime Financial First Unit Fund	Prime Finance AMC	95.87	94.58	96.37	96.05	94.14	9.20
Prime Finance Second Mutual Fund	Prime Finance AMC	9.38	9.27	9.36	9.43	9.25	9.21
Peninsula AMCL BDBL Unit Fund One	Peninsula AMC	9.52	9.59	9.79	9.74	9.54	9.58
Peninsula Sadharan Bima Corporation Unit Fund One	Peninsula AMC	8.49	8.53	8.67	8.61	8.53	8.52
Shanta First Income Unit Fund	Shanta AMCL	10.25	10.21	10.31	10.28	10.09	10.05
Shanta Amanah Shariah Fund	Shanta AMCL	10.49	10.42	10.46	10.46	10.35	10.30
VIPB Accelerated Income Unit Fund	VIPB	12.02	12.12	12.41	12.41	12.25	12.11
VIPB Growth Fund	VIPB	9.80	9.86	10.06	10.05	9.93	9.82
Vanguard AML Growth Fund	VAML	9.94	9.91	10.01	9.98	9.82	9.78
Credence First Growth Fund	Credence AMCL	8.99	8.87	9.05	9.09	8.80	8.79
Credence First Shariah Unit Fund	Credence AMCL	9.42	9.22	9.45	9.40	9.20	9.20
IDLC Balanced Fund	IDLC AMCL	9.73	9.76	9.98	9.94	9.87	9.82
IDLC Growth Fund	IDLC AMCL	9.72	9.75	9.96	9.92	9.84	9.80
EDGE Bangladesh Mutual Fund	EDGE AMC Limited	10.48	10.49	10.68	10.65	10.51	10.46
ICB AMCL Second NRB Unit Fund	ICB AMCL	9.81	9.77	9.82	9.79	9.72	9.59
Zenith Annual Income Fund	Zenith	10.59	10.42	10.56	10.43	10.11	10.07
UFS-Popular Life Unit Fund	UFS	10.29	10.30	10.43	10.35	10.21	10.14
UFS-Pragati Life Unit Fund	UFS	9.68	9.59	9.72	9.64	9.36	9.46
UFS-Padma Life Islamic Unit Fund	UFS	9.64	9.62	9.71	9.65	9.50	9.27
UFS-Bank Asia Unit Fund	UFS	9.87	9.86	9.95	9.88	9.71	8.98
UFS-IBBL Shariah Unit Fund	UFS	9.20	9.15	9.24	9.19	9.03	8.61
First ICB Unit Fund	ICB AMCL	8.76	8.74	8.71	8.70	8.53	8.76
Second ICB Unit Fund	ICB AMCL	9.59	9.63	9.61	9.40	9.41	9.48
Third ICB Unit Fund	ICB AMCL	10.23	10.17	10.19	10.03	9.93	9.84
Fourth ICB Unit Fund	ICB AMCL	9.49	9.50	9.48	9.31	9.34	9.34
Fifth ICB Unit Fund	ICB AMCL	9.99	9.86	9.84	9.77	9.73	9.66
Sixth ICB Unit Fund	ICB AMCL	10.63	10.44	10.57	10.45	10.32	10.39
Seventh ICB Unit Fund	ICB AMCL	10.38	10.37	10.38	10.48	10.18	10.20
Eighth ICB Unit Fund	ICB AMCL	9.82	9.74	9.90	9.65	9.59	9.58
AAML Unit Fund	Assurance AMCL					na	na
Constellation Unit Fund	Constellation AMCL					9.88	9.89
CWT Emerging BD FGF	CWT AMCL					na	na
EDGE AMC Growth Fund	EDGE AMC Limited					10.11	10.06
Esquire ICL Apparel	ICL AMCL					9.86	9.78