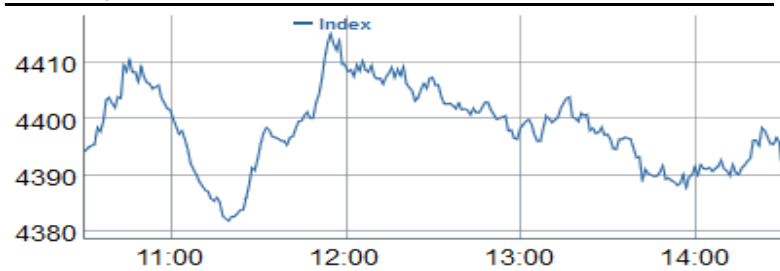


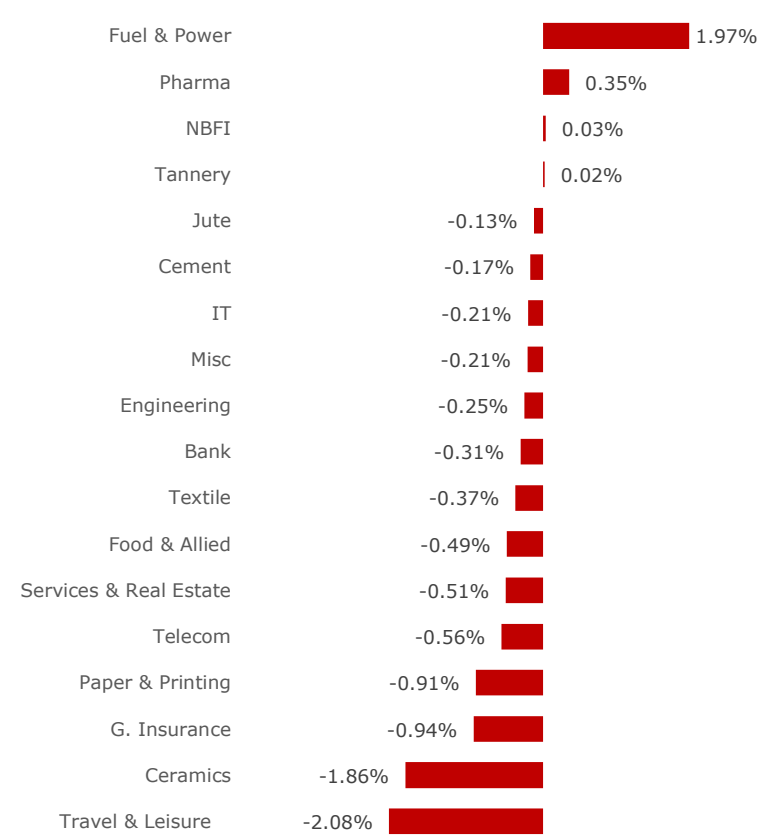
DSEX DOWN 3.77 POINTS

Market closed flat after passing a volatile session. Broad index, DSEX fell by 3.77 points as buy pressure on pharmaceutical sector helped the index escape another major fall. SQRPHARMA advanced by 2.1% as investors found it cheap entry point. However, turnover continued to fall as investors' activities remained subdued in this bearish market. Turnover fell by 9.1% to BDT 2.4bn. Most other major sectors faced correction. General insurance, Telecommunication and Food & Allied took the highest toll.

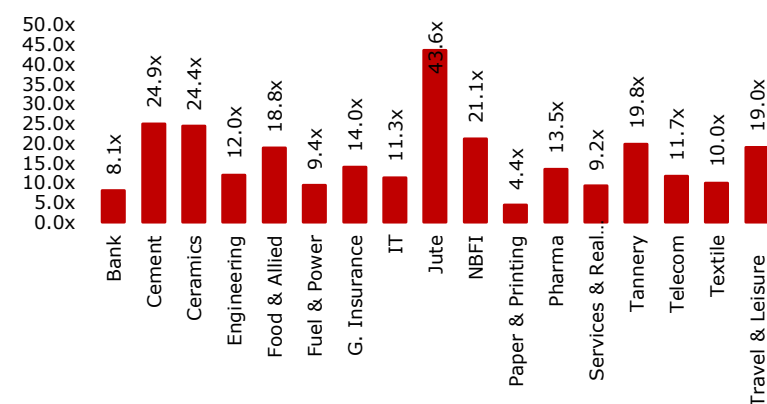
Intraday Performance of DSEX



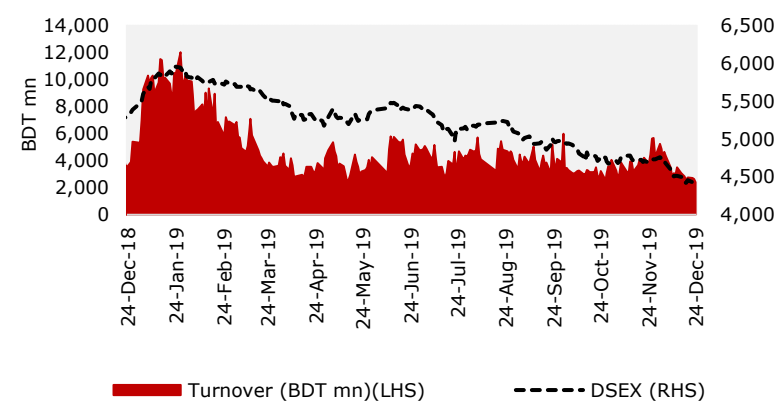
Sector Return



Sector P/E



52 Week Daily Turnover & DSEX



Index

Particulars	Value	Δ Points	Daily Δ %	Dec'18 Value	YTD Δ %
DSEX	4,390.67	(3.77)	-0.09%	5,385.64	-18.47%
DS30	1,496.40	1.85	0.12%	1,880.78	-20.44%
DSES	985.44	3.78	0.39%	1,232.82	-20.07%
Dow Jones IA	28,551.53	96.44	0.34%	22,878.45	24.80%
Nikkei 225	23,830.58	9.47	0.04%	20,077.62	18.69%
FTSE 100	7,629.37	5.78	0.08%	6,617.38	15.29%

Market Statistics

Particulars	Today	Last Day	Daily Δ	Daily Δ %	60 Day MA
Turnover (BDT mn)	2,394.53	2,635	(240.31)	-9.12%	3,531
Turnover (USD mn)	28.51	31.37	(2.86)	-9.12%	42
Volume (mn)	85	101	(16.48)	-16.26%	127
Market Cap (BDT bn)	3,366	3,352	13.91	0.41%	
Market Cap (USD bn)	40.07	40	0.17	0.41%	
Market P/E (x)	11.63				
Particulars	Gainer	Loser	Unchanged		
Market Breadth	112	179	62		

Sector Statistics

Sector	Market Cap (BDTmn)	% of total Market Cap	Sector Return	Turnover (BDTmn)	% of total Turnover
Bank	483,101	14.35%	-0.3%	167.6	7.00%
Pharma	405,692	12.05%	0.3%	324.0	13.53%
Telecom	402,219	11.95%	-0.6%	43.2	1.81%
Fuel & Power	356,250	10.58%	2.0%	204.3	8.53%
Food & Allied	216,202	6.42%	-0.5%	89.2	3.72%
NBFI	131,720	3.91%	0.0%	76.9	3.21%
Engineering	103,555	3.08%	-0.3%	282.9	11.82%
Misc	92,829	2.76%	-0.2%	125.8	5.25%
Cement	66,442	1.97%	-0.2%	29.5	1.23%
Textile	62,200	1.85%	-0.4%	222.0	1.00%
G. Insurance	49,765	1.48%	-0.9%	265.5	11.09%
Ceramics	21,404	0.64%	-1.9%	59.0	2.46%
Tannery	18,510	0.55%	0.0%	44.3	1.85%
Travel & Leisure	16,382	0.49%	-2.1%	15.1	0.63%
Services & Real Estate	12,447	0.37%	-0.5%	9.7	0.40%
IT	10,488	0.31%	-0.2%	74.7	3.12%
Jute	2,793	0.08%	-0.1%	12.3	0.52%
Paper & Printing	2,067	0.06%	-0.9%	12.2	0.51%

Top Turnover

Ticker	Close Price (BDT)	Daily Δ %	Turnover (BDTmn)	Volume (mn)	P/E (x)
SQRPHARMA	185.90	2.14%	94.77	0.51	10.94
KPCL	45.30	-3.82%	90.33	1.97	10.20
NATLIFEINS	290.60	2.69%	82.34	0.28	-
SINOBANGLA	86.20	4.23%	68.44	0.81	59.86
PARAMOUNT	40.90	4.60%	58.32	1.45	29.21

Top Gainers

Ticker	Close Price (BDT)	Daily Δ %	Turnover (BDTmn)	Volume (mn)	P/E (x)
MEGCONMILK	12.10	10.00%	1.14	0.10	n/a
ANLIMAYARN	39.20	9.19%	30.85	0.81	108.89
UPGDCL	242.90	7.67%	46.01	0.20	18.02
BDAUTOCA	156.00	6.27%	9.28	0.06	72.22
GQBALLPEN	71.20	5.48%	0.91	0.01	n/a

Top Losers

Ticker	Close Price (BDT)	Daily Δ %	Turnover (BDTmn)	Volume (mn)	P/E (x)
SAMATALETH	155.60	-8.90%	12.71	0.08	778.00
MERCINS	34.00	-8.11%	20.30	0.57	27.42
PROGRESLIF	129.90	-7.81%	23.93	0.17	-
PADMALIFE	17.40	-6.95%	0.48	0.03	-
EMERALDOIL	12.50	-6.72%	0.72	0.06	104.17

SAMATALETH

Approval of 2% cash Dividend instead of 2% stock dividend

The Company has further informed that The Board of Directors and Shareholders of the Company has approved 2% cash dividend instead of earlier declared 2% stock dividend for the year ended on June 30, 2019 in their 29th AGM which was held on December 24, 2019 to comply with the press release of BSEC dated October 02, 2019.

UTTARAFIN

To issue Non-convertible Zero Coupon Bonds through Private Placement

The Company has informed that the Board of Directors has decided to issue Non-Convertible Zero Coupon Bonds through Private Placement (Registered, Unsecured, Unlisted); at a discounted issue price of Tk. 373,66,72,017.00; subject to the approval of the Regulatory Authorities. The detail features of the Bond will be as follows: 1. Face Value: Total Face Value of the Bond is Tk. 500.00 crore, 2. Maturity: Total maturity period 5 years from issue date, 3. Denomination: Denomination of each bond is indicated Tk. 5.00 lac, 4. Discount Rate: The indicative Discount Rate is 10.50%, 5. Purpose of Issuance: Expansion of existing lending business, diversification of funding sources, bond market development etc.

GREENDELMF

GREENDELMF: Change of Asset Management Company

Bangladesh General Insurance Company (BGIC) as Trustee of Green Delta Mutual Fund has informed that BSEC has approved the change of existing Asset Management Company i.e. LR Global Bangladesh Asset Management Company Ltd to IDLC Asset Management Company Limited as the new fund manager of the Fund via BSEC press release dated December 22, 2019 as per Rule 31 of Securities & Exchange Commission (Mutual Fund) Rules, 2001.

DBH1STMF

Change of Asset Management Company

Bangladesh General Insurance Company (BGIC) as Trustee of DBH First Mutual Fund has informed that BSEC has approved the change of existing Asset Management Company i.e. LR Global Bangladesh Asset Management Company Ltd to IDLC Asset Management Company Limited as the new fund manager of the Fund via BSEC press release dated December 22, 2019 as per Rule 31 of Securities & Exchange Commission (Mutual Fund) Rules, 2001.

Block Trade

Ticker	Max Price (BDT)	Min Price (BDT)	No. of Trades	Volume	Value (BDTmn)
BATBC	951.0	951.0	2	15,000	14.3
BRACBANK	56.6	56.6	2	218,497	12.4
GENEXIL	73.0	73.0	1	14,680	1.1
KPCL	43.0	43.0	1	25,800	1.1
MEGHNALIFE	52.0	52.0	1	40,000	2.1
PTL	56.0	56.0	1	10,000	0.6
PUBALIBANK	24.8	24.8	1	27,500	0.7
RDFOOD	13.0	13.0	3	140,000	1.8
SQURPHARMA	185.7	185.7	2	144,280	26.8
STANCERAM	585.1	580.0	25	53,973	31.3
UTTARABANK	28.5	28.5	3	400,000	11.4

Upcoming Record Date, AGM and Spot

Ticker	Sector	AGM	Record Date	Spot Start	Spot Finish
SAMATALETH	Tannery	24-Dec-19	25-Nov-19	12-Nov-19	24-Nov-19
GOLDENSON	Engineering	26-Dec-19	25-Nov-19	12-Nov-19	24-Nov-19
KPPL	Paper & Printir	31-Dec-19	25-Nov-19	12-Nov-19	24-Nov-19
IMAMBUTTON	Pharma	28-Dec-19	25-Nov-19	12-Nov-19	24-Nov-19

Disclaimer

GENERAL DISCLOSURE

This research report has been prepared by UCB Capital Management Limited (UCB Capital), a company authorized to engage in broker-dealer activities in Bangladesh. UCB Capital is not a registered broker-dealer in the United States and, therefore, is not subject to U.S. rules regarding the preparation of research reports and the independence of research analysts. This research report is provided for distribution to "major U.S. institutional investors" in reliance on the exemption from registration provided by Rule 15a-6 of the U.S. Securities Exchange Act of 1934, as amended (the "Exchange Act").

NOTICE TO RECIPIENTS: This email (including all attachments) is intended only for the named recipient. If you have received this email in error, please delete the email plus any copies of it and immediately notify the sender by return email.

The information contained herein has been prepared and issued by UCB Capital to its clients, and all intellectual property relating to the Research vests with UCB Capital unless otherwise noted. The Research is provided on an as is basis, without warranty (express or implied).

The Research is based on public data obtained in good faith from sources believed by UCB Capital to be reliable, but no representations, guarantees or warranties are made by UCB Capital with regard to accuracy, completeness or suitability of the data and under no circumstances will any of UCB Capital, its officers, representatives, associates or agents be liable for any loss or damage, whether direct, incidental or consequential, caused by reliance on or use of the content. UCB Capital has not performed any independent review or due diligence of publicly available information. The opinions and estimates contained herein reflect the current judgment of the analyst(s) on the date of this Research and are subject to change without notice. The opinions do not necessarily correspond to the opinions of UCB Capital. UCB Capital does not have an obligation to update, modify or/(and) amend this Research or otherwise notify a reader thereof in the event that any matter stated herein, or any opinion, projection, forecast or/(and) estimate set forth herein, changes or subsequently becomes inaccurate.

This Research is not an offer to sell or the solicitation of an offer to buy any security in any jurisdiction where such an offer or solicitation would be illegal. It is intended to be distributed in its entirety. It does not constitute a personal recommendation or takes into account the particular investment objectives, financial situations, or needs of individual investors. Investors should consider whether any advice or recommendation in this Research is suitable for their particular circumstances and, if appropriate, seek professional advice, including tax advice and ensure they obtain, read and understand any applicable offer document. The price and value of investments referred to herein and the income from them may fluctuate. Past performance is not an indicator or guarantee of future returns, and a loss of original capital may occur. Fluctuations in exchange rates could have adverse effects on the value or price of, or income derived from, certain investments.

Our salespeople, traders, and other professionals may provide oral or written market commentary or trading strategies to our clients and principal trading desks that reflect opinions that are contrary to the opinions expressed in this Research. Our asset management area, principal trading desks and investing businesses may make investment decisions that are inconsistent with the recommendations or views expressed in this Research. Neither UCB Capital nor its representatives, will receive (directly or indirectly) any commission, fee, benefit or advantage, pecuniary or otherwise, nor be influenced, either directly or indirectly, in connection with the making of any recommendation or preparation of any Research.

The analysts named in this report may have from time to time discussed with our clients, including UCB Capital salespersons and traders, or may discuss in this report, trading strategies that reference catalysts or events that may have a near-term impact on the market price of the equity securities discussed in this report, which impact may be directionally counter to the analysts' published price target expectations for such stocks. Any such trading strategies are distinct from and do not affect the analysts' fundamental equity rating for such stocks, which rating reflects a stock's return potential relative to its coverage group as described herein.

Any prices provided herein (other than those that are identified as being historical) are indicative only, and do not represent firm quotes as to either size or price. The past performance of financial instruments is not indicative of future results. No assurance can be given that any financial instrument or issuer described herein would yield favourable investment results. Any forecasts or price targets shown for companies and/or securities discussed in this Research may not be achieved due to multiple risk factors including without limitation market volatility, sector volatility, corporate actions, the unavailability of complete and accurate information and/or the subsequent transpiration that underlying assumptions made by UCB Capital or by other sources relied upon in the Research were inapposite.

UCB Capital may provide hyperlinks to websites of entities mentioned in this Research, however the inclusion of a link does not imply that UCB Capital endorses, recommends or approves any material on the linked page or accessible from it. UCB Capital does not accept responsibility whatsoever for any such material, nor for any consequences of its use.

This document is for the use of the addressees only and may not be reproduced, redistributed or passed on to any other person or published, in whole or in part, for any purpose, without the prior, written consent of UCB Capital. The manner of distributing this document may be restricted by law or regulation in certain countries, including the United States. Persons into whose possession this document may come are required to inform themselves about and to observe such restrictions. By accepting this document, a recipient hereof agrees to be bound by the foregoing limitations.

IMPORTANT DISCLOSURES FOR U.S. PERSONS ONLY

This research report is a product of UCB Capital Management Ltd. which is the employer of the research analyst(s) who has prepared the research report. The research analyst(s) preparing the research report is/are resident outside the United States (U.S.) and are not associated persons of any U.S. regulated broker-dealer and therefore the analyst(s) is/are not subject to supervision by a U.S. broker-dealer, and is/are not required to satisfy the regulatory licensing requirements of FINRA or required to otherwise comply with U.S. rules or regulations regarding, among other things, communications with a subject company, public appearances and trading securities held by a research analyst account.

This report is intended for distribution by UCB Capital Management Ltd. only to "Major Institutional Investors" as defined by Rule 15a-6(b)(4) of the U.S. Securities and Exchange Act, 1934 (the Exchange Act) and interpretations thereof by U.S. Securities and Exchange Commission (SEC) in reliance on Rule 15a 6(a)(2). If the recipient of this report is not a Major Institutional Investor as specified above, then it should not act upon this report and return the same to the sender. Further, this report may not be copied, duplicated and/or transmitted onward to any U.S. person, which is not the Major Institutional Investor.

In reliance on the exemption from registration provided by Rule 15a-6 of the Exchange Act and interpretations thereof by the SEC in order to conduct certain business with Major Institutional Investors, UCB Capital Management Ltd. has entered into an agreement with a U.S. registered broker-dealer, Cabrera Capital Markets. ("Cabrera"). Transactions in securities discussed in this research report should be effected through Cabrera or another U.S. registered broker dealer.

Recommendation Type	Holding period (if not otherwise mentioned)	Absolute Return Potential
Buy	12 Months	More than +15%
Neutral/ Hold	12 Months	Between +15 % and -5 %
Underweight	12 Months	Less than -5 %

ANALYST CERTIFICATION

Respective analyst(s) identified in this report certifies, with respect to the companies or securities that the individual analyses, that (1) the views expressed in this report reflect his or her personal views about all of the subject companies and securities and (2) no part of his or her compensation was, is or will be directly or indirectly dependent on the specific recommendations or views expressed in this report. The research analyst(s) named on this report are not registered / qualified as research analysts with FINRA.

It has not been determined in advance whether and in what intervals this document will be updated. Unless otherwise stated current prices refer to the most recent trading day's closing price.

CONTACT US

Research Team

Rajib Kumar Das	Head of Research	rajib.das@ucb.com.bd	+ 880 1730 797 728
Md. Sakib Chowdhury, CFA	Deputy Head of Research	sakib.chowdhury@ucb.com.bd	+ 880 1713 205 698
Md. Nazmus Sakib	Research Associate	nazmus.sakib@ucb.com.bd	+ 880 1701 205 073
Anik Mahmood Ibne Anwar	Research Associate	anik.mahmood@ucb.com.bd	+ 880 1701 205 074
Shadman Sadique Kamal	Research Associate	shadman.kamal@ucb.com.bd	+ 880 1701 205 096
Md. Asif Muntasir Shakkhor	Research Associate	asif.muntasir@ucb.com.bd	+ 880 1713 205 696

Investment Strategist

Syed Adnan Huda, CFA	Vice President	adnan.huda@ucb.com.bd	+ 880 1730 325 232
Md. Hasib Reza, CFA	Assistant Vice President	hasib.reza@ucb.com.bd	+ 880 1755 658 997

Institutional and Foreign Trade Department

Sonchoy Saha, CFA	Head of Institutional Sales	sonchoy.kumer@ucb.com.bd	+ 880 1755 615 313
Tahmidur Rahman	Senior Executive Officer	tahmid@bloomberg.net rahman.tahmidur@ucb.com.bd	+ 880 1726 995 520

Office Premises

Head Office

6, Dilkusha C/A, (1st Floor)
Dhaka -1000
Bangladesh

Corporate Office

Bulus Center (Level- 2)
Plot - CWS (A)-1, Road no- 34
Gulshan Avenue, Dhaka -1212

DSE Extension Office

Room 633, 9/E DSE Annex
Building (5th Floor)
Motijheel C/A, Dhaka 1000

Extension of Main Office

NIK Tower
55 Dilkusha C/A
(4th Floor), Dhaka-1000.

Chattogram Office

Ayub Trade Center
1269/B SK Mujib Road (4th Floor)
Agrabad C/A, Chattogram

Find our research on Bloomberg <BRC> Go