

DSEX DOWN 8.18 POINTS

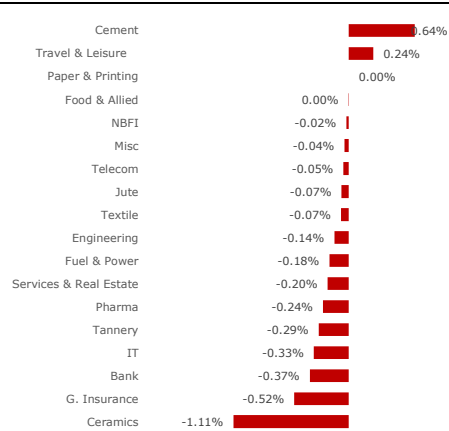
Broad index, DSEX, declined by 0.2% as investors exerted sell pressure amid Government's strict measure to limit the spread of covid-19. The uncertainty looming over the potential adverse impact on Bangladesh economy and fixation of floor price of each scrip have limited the functionality of the market. Turnover fell by 45.1% to BDT 1.4bn. Pharmaceutical, Bank and Fuel & Power dominated the turnover chart.

Few of the companies, especially from the bank sector, have already deferred their board meeting for annual declaration. Moreover, major indices in global market is also taking the toll leaving investors on exit mode.

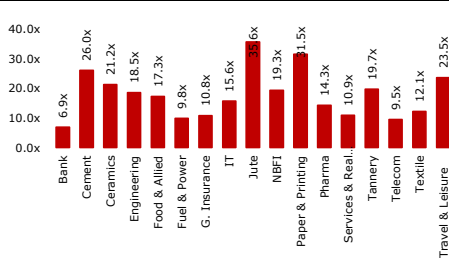
Intraday Performance of DSEX



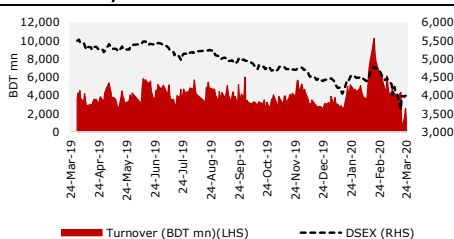
Sector Return



Sector P/E



52 Week Daily Turnover & DSEX



Index

Particulars	Value	Δ Points	Daily Δ %	Dec'19 Value	YTD Δ %
DSEX	3,976.57	(8.18)	-0.21%	4,452.93	-10.70%
DS30	1,323.78	(0.03)	0.00%	1,513.35	-12.53%
DSES	917.27	(1.54)	-0.17%	999.83	-8.26%
Dow Jones IA	18,591.93	(582.05)	-3.04%	28,538.44	-34.85%
Nikkei 225	18,092.35	1,204.57	7.13%	23,656.62	-23.52%
FTSE 100	5,130.64	136.75	2.74%	7,542.44	-31.98%

Market Statistics

Particulars	Today	Last Day	Daily Δ	Daily Δ %	60 Day MA
Turnover (BDT mn)	1,395	2,543	-1,148	-45.13%	4,519
Turnover (USD mn)	17	30	-14	-45.13%	54
Volume (mn)	38	83	-45	-54.11%	170
Market Cap (BDT bn)	3,108	3,113	-5	-0.14%	
Market Cap (USD bn)	37	37	0	-0.14%	
Market P/E (x)	11.3				

Particulars	Gain	Loser	Unchanged
Market Breadth	25	85	242

Sector Statistics

Sector	Market Cap (BDTmn)	% of total Market Cap	Sector Return	Turnover (BDTmn)	% of total Turnover
Pharma	456,740	14.70%	-0.2%	245.1	17.56%
Bank	448,561	14.43%	-0.4%	205.4	14.72%
Fuel & Power	361,916	11.64%	-0.2%	201.9	14.47%
Telecom	335,314	10.79%	0.0%	18.8	1.35%
Food & Allied	205,091	6.60%	0.0%	15.9	1.14%
Engineering	131,691	4.24%	-0.1%	56.7	4.07%
NBFI	123,369	3.97%	0.0%	14.2	1.02%
Textile	94,017	3.02%	-0.1%	15.5	1.11%
Misc	93,215	3.00%	0.0%	17.9	1.28%
Cement	72,742	2.34%	0.6%	83.8	1.00%
G. Insurance	41,440	1.33%	-0.5%	19.2	1.38%
Travel & Leisure	25,024	0.81%	0.2%	1.0	0.07%
Ceramics	19,915	0.64%	-1.1%	71.6	5.13%
IT	19,573	0.63%	-0.3%	8.5	0.61%
Tannery	17,854	0.57%	-0.3%	29.3	2.10%
Services & Real Estate	13,044	0.42%	-0.2%	1.6	0.12%
Paper & Printing	9,626	0.31%	0.0%	1.3	0.09%
Jute	1,752	0.06%	-0.1%	0.8	0.06%

Top Turnover

Ticker	Close Price (BDT)	Daily Δ %	Turnover (BDTmn)	Volume (mn)	P/E (x)
LINDEBD	1212.70	-2.51%	144.38	0.12	14.98
LHBL	36.00	0.28%	82.01	2.28	24.00
MONNOCERA	131.10	-4.52%	70.84	0.54	43.70
MERCANBANK	12.30	0.00%	41.04	3.38	4.09
RENATA	1026.20	0.00%	31.93	0.03	22.86

Top Gainers

Ticker	Close Price (BDT)	Daily Δ %	Turnover (BDTmn)	Volume (mn)	P/E (x)
BDWELDING	16.90	8.33%	8.88	0.52	n/a
PREMIERCEM	67.90	5.43%	0.13	0.00	29.27
ABBANK	7.90	2.60%	5.62	0.72	31.18
BNICL	17.40	1.75%	0.87	0.05	9.53
CAPMBDBLMF	7.10	1.43%	0.01	0.00	n/a

Top Losers

Ticker	Close Price (BDT)	Daily Δ %	Turnover (BDTmn)	Volume (mn)	P/E (x)
POPULARLIF	77.20	-8.10%	0.60	0.01	-
ACIFORMULA	99.10	-7.21%	6.17	0.06	42.35
AZIZPIPES	102.70	-6.04%	9.25	0.09	244.52
PRIMEINSUR	17.00	-5.56%	0.10	0.01	39.53
PEOPLESINS	15.10	-5.03%	0.13	0.01	10.68

Please see penultimate page for additional important disclosures. UCB Capital Management Ltd. ("UCB") is a foreign broker-dealer unregistered in the USA. UCB research is prepared by research analysts who are not registered in the USA. UCB research is distributed in the USA pursuant to Rule 15a-6 of the Securities Exchange Act of 1934 solely by Rosenblatt Securities Inc., an SEC registered and FINRA-member broker-dealer.

SQURPHARMA

SQURPHARMA: Contract manufacturing agreement

The Company has informed that the Board of Directors has approved agreements with M/s Renata Oncology Ltd. and M/s Apex Pharma Ltd., Dhaka, Bangladesh for contract manufacturing of some products on behalf of the Company to meet increased demand of existing products and to introduce new products.

Block Trade

Ticker	Max Price (BDT)	Min Price (BDT)	No. of Trades	Volume	Value (BDTmn)
BRACBANK	31.9	31.9	1	16,000	0.5
DAFODILCOM	61.1	61.1	1	20,000	1.2
IFIC	9.4	9.4	1	121,000	1.1
ILFSL	4.3	4.3	1	312,754	1.3
NAVANACNG	34.0	34.0	1	15,000	0.5
PREMIERBAN	11.4	11.4	1	100,000	1.1
RENATA	1,030.0	1,030.0	2	350,000	360.5
SQURPHARMA	172.5	172.5	1	2,900	0.5
STANDARINS	40.0	40.0	2	50,000	2.0

Upcoming Record Date, AGM and Spot

Ticker	Sector	AGM	Record Date	Spot Start	Spot Finish
GLAXOSMITH	Pharmaceutics	16-Apr-20	16-Mar-20	12-Mar-20	15-Mar-20
IPDC	NBFI	31-Mar-20	15-Mar-20	11-Mar-20	12-Mar-20

Disclaimer

IMPORTANT DISCLOSURES FOR U.S. PERSONS

This research report was prepared by UCB Capital Management Ltd. ("UCB"), a company authorized to engage in securities activities in Bangladesh. UCB is not a registered broker-dealer in the United States and, therefore, is not subject to U.S. rules regarding the preparation of research reports and the independence of research analysts. This research report is provided for distribution to "major U.S. institutional investors" in reliance on the exemption from registration provided by Rule 15a-6 of the U.S. Securities Exchange Act of 1934, as amended (the "Exchange Act").

Any U.S. recipient of this research report wishing to effect any transaction to buy or sell securities or related financial instruments based on the information provided in this research report should do so only through Rosenblatt Securities Inc. ("RBLT"), 40 Wall Street 59th Floor, New York NY 10005, a registered broker dealer in the United States. Under no circumstances should any recipient of this research report effect any transaction to buy or sell securities or related financial instruments through UCB. RBLT accepts responsibility for the contents of this research report, subject to the terms set out below, to the extent that it is delivered to a U.S. person other than a major U.S. institutional investor.

The analyst whose name appears in this research report is not registered or qualified as a research analyst with the Financial Industry Regulatory Authority ("FINRA") and may not be an associated person of RBLT and, therefore, may not be subject to applicable restrictions under FINRA Rules on communications with a subject company, public appearances and trading securities held by a research analyst account.

Ownership and Material Conflicts of Interest

RBLT or its affiliates does not 'beneficially own,' as determined in accordance with Section 13(d) of the Exchange Act, 1% or more of any of the equity securities mentioned in the report. RBLT, its affiliates and/or their respective officers, directors or employees may have interests, or long or short positions, and may at any time make purchases or sales as a principal or agent of the securities referred to herein. RBLT is not aware of any material conflict of interest as of the date of this publication.

Compensation and Investment Banking Activities

RBLT or any affiliate has not managed or co-managed a public offering of securities for the subject company in the past 12 months, nor received compensation for investment banking services from the subject company in the past 12 months, neither does it or any affiliate expect to receive, or intends to seek compensation for investment banking services from the subject company in the next 3 months.

Additional Disclosures

This research report is for distribution only under such circumstances as may be permitted by applicable law. This research report has no regard to the specific investment objectives, financial situation or particular needs of any specific recipient, even if sent only to a single recipient. This research report is not guaranteed to be a complete statement or summary of any securities, markets, reports or developments referred to in this research report. Neither UCB nor any of its directors, officers, employees or agents shall have any liability, however arising, for any error, inaccuracy or incompleteness of fact or opinion in this research report or lack of care in this research report's preparation or publication, or any losses or damages which may arise from the use of this research report.

UCB may rely on information barriers, such as "Chinese Walls" to control the flow of information within the areas, units, divisions, groups, or affiliates of UCB.

Investing in any non-U.S. securities or related financial instruments (including ADRs) discussed in this research report may present certain risks. The securities of non-U.S. issuers may not be registered with, or be subject to the regulations of, the U.S. Securities and Exchange Commission. Information on such non-U.S. securities or related financial instruments may be limited. Foreign companies may not be subject to audit and reporting standards and regulatory requirements comparable to those in effect within the United States.

The value of any investment or income from any securities or related financial instruments discussed in this research report denominated in a currency other than U.S. dollars is subject to exchange rate fluctuations that may have a positive or adverse effect on the value of or income from such securities or related financial instruments.

Past performance is not necessarily a guide to future performance and no representation or warranty, express or implied, is made by UCB with respect to future performance. Income from investments may fluctuate. The price or value of the investments to which this research report relates, either directly or indirectly, may fall or rise against the interest of investors. Any recommendation or opinion contained in this research report may become outdated as a consequence of changes in the environment in which the issuer of the securities under analysis operates, in addition to changes in the estimates and forecasts, assumptions and valuation methodology used herein.

No part of the content of this research report may be copied, forwarded or duplicated in any form or by any means without the prior consent of UCB and UCB accepts no liability whatsoever for the actions of third parties in this respect.

EQUITY RECOMMENDATION STRUCTURE (ABSOLUTE RATINGS)

We calculate our target price by weighting DCF, DDM, SOTP, asset-based and other relative valuation methods, and applying appropriate premiums/ discounts and/or other relevant adjustments.

Expected absolute returns are calculated as the percentage of difference between our target price and latest close price. Stock recommendations are based on absolute upside (downside) and have a 12-month horizon. Please note that future price fluctuations could lead to a temporary mismatch between upside/downside for a stock and our recommendation.

Recommendation Type	Holding period (if not otherwise mentioned)	Absolute Return Potential
Buy	12 Months	More than +15%
Neutral/ Hold	12 Months	Between +15 % and -5 %
Underweight	12 Months	Less than -5 %

ANALYST CERTIFICATION

Respective analyst(s) identified in this report certifies, with respect to the companies or securities that the individual analyst, that (1) the views expressed in this report reflect his or her personal views about all of the subject companies and securities and (2) no part of his or her compensation was, is or will be directly or indirectly dependent on the specific recommendations or views expressed in this report. The research analyst(s) named on this report are not registered / qualified as research analysts with FINRA.

It has not been determined in advance whether and in what intervals this document will be updated. Unless otherwise stated current prices refer to the most recent trading day's closing price.

Contact Us

Research Team

Rajib Kumar Das	Head of Research	rajib.das@ucb.com.bd	+880 1730 797 728
Md. Sakib Chowdhury, CFA	Deputy Head of Research	sakib.chowdhury@ucb.com.bd	+880 1713 205 698
Md. Nazmus Sakib	Research Associate	nazmus.sakib@ucb.com.bd	+880 1701 205 073
Anik Mahmood Ibne Anwar	Research Associate	anik.mahmood@ucb.com.bd	+880 1701 205 074
Shadman Sadique Kamal	Research Associate	shadman.kamal@ucb.com.bd	+880 1701 205 096
Md. Asif Muntasir Shakkhor	Research Associate	asif.muntasir@ucb.com.bd	+880 1713 205 696

Investment Strategist

Syed Adnan Huda, CFA	Vice President	adnan.huda@ucb.com.bd	+880 1730 325 232
Md. Hasib Reza, CFA	Assistant Vice President	hasib.reza@ucb.com.bd	+880 1755 658 997

Institutional & Foreign Trade

Sonchoy Saha, CFA	Head of Institutional Sales	sonchoy.kumer@ucb.com.bd	+880 1755 615 313
Tahmidur Rahman	Senior Executive Officer	rahman.tahmidur@ucb.com.bd	+880 1726 995 520

Office Premises

Head Office

1st Floor
6, Dilkusha C/A
Dhaka 1000
Bangladesh

Corporate Office

Bulus Center
(Level-2)
Plot-CWS (A)-1, Road No - 34
Gulshan Avenue
Dhaka 1212
Bangladesh

DSE Extension Office

Room - 633, 9/E DSE Annex Building
5th Floor
Motijheel C/A
Dhaka 1000
Bangladesh

Extension of Main Office

NIK Tower (4th Floor)
55 Dilkusha C/A
Dhaka-1000
Bangladesh

Chattogram Office

Muntasir Centre (5th Floor)
253, Wasa Circle, Dampara
Khulshi, Chattogram
Bangladesh