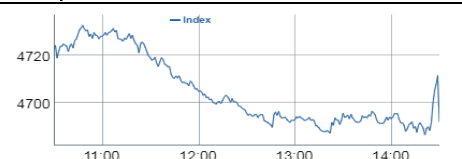


DSEX DOWN 30.44 POINTS

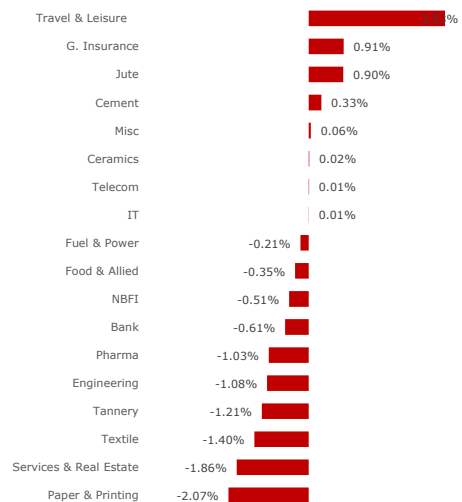
Market closed red as majority of the sectors faced correction. Broad index, DSEX, shed 30.44 points with 6.7% increase in turnover. Apart from General Insurance, Cement, and Telecommunication, all the large cap sectors moved down today. The current market sentiment remains bearish as investors are very cautious about investing and they are choosing specific scrips to invest.

General insurance, Pharmaceuticals, and engineering sector contributed 50% combined in total turnover. GP was the top traded scrip today. The stock was up 0.03% today

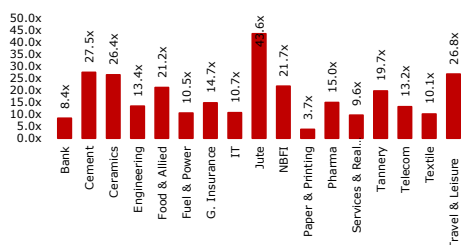
Intraday Performance of DSEX



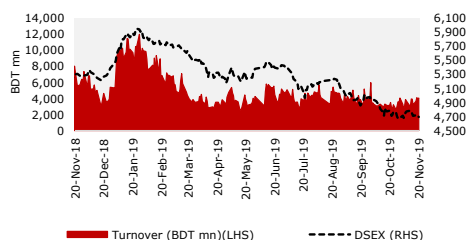
Sector Return



Sector P/E



52 Week Daily Turnover & DSEX



Index

Particulars	Value	Δ Points	Daily Δ %	Dec'18 Value	YTD Δ %
DSEX	4,691.94	(30.44)	-0.64%	5,385.64	-12.88%
DS30	1,645.31	(15.92)	-0.96%	1,880.78	-12.52%
DSES	1,075.44	(10.94)	-1.01%	1,232.82	-12.77%
Dow Jones IA	27,934.02	(102.20)	-0.36%	22,878.45	22.10%
Nikkei 225	23,148.57	(144.08)	-0.62%	20,077.62	15.30%
FTSE 100	7,232.06	(91.74)	-1.25%	6,617.38	9.29%

Market Statistics

Particulars	Today	Last Day	Daily Δ	Daily Δ %	60 Day MA
Turnover (BDT mn)	4,063.46	3,808	255.12	6.70%	3,651
Turnover (USD mn)	48.37	45.34	3.04	6.70%	43
Volume (mn)	122	128	(6.40)	-4.98%	111
Market Cap (BDT bn)	3,557	3,567	(10.54)	-0.30%	
Market Cap (USD bn)	42.34	42	(0.13)	-0.30%	
Market P/E (x)	12.65				

Particulars	Galner	Loser	Unchanged
Market Breadth	132	161	36

Sector Statistics

Sector	Market Cap (BDTmn)	% of total Market Cap	Sector Return	Turnover (BDTmn)	% of total Turnover
Bank	498,972	14.03%	-0.6%	280.9	6.91%
Pharma	456,427	12.83%	-1.0%	713.9	17.57%
Telecom	453,811	12.76%	0.0%	268.7	6.61%
Fuel & Power	394,880	11.10%	-0.2%	201.1	4.95%
Food & Allied	244,224	6.87%	-0.4%	121.8	3.00%
NBFI	135,374	3.81%	-0.5%	125.4	3.09%
Engineering	112,571	3.17%	-1.1%	572.1	14.08%
Misc	97,550	2.74%	0.1%	131.3	3.23%
Cement	67,452	1.90%	0.3%	42.8	1.05%
Textile	63,309	1.78%	-1.4%	258.0	6.35%
G. Insurance	52,370	1.47%	0.9%	751.7	18.50%
Ceramics	23,222	0.65%	0.0%	124.2	3.06%
Tannery	19,062	0.54%	-1.2%	66.6	1.64%
Travel & Leisure	18,479	0.52%	3.5%	38.5	0.95%
Services & Real Estate	13,043	0.37%	-1.9%	16.8	0.41%
IT	10,263	0.29%	0.0%	103.2	2.54%
Jute	2,793	0.08%	0.9%	12.3	0.30%
Paper & Printing	1,752	0.05%	-2.1%	8.6	0.21%

Top Turnover

Ticker	Close Price (BDT)	Daily Δ %	Turnover (BDTmn)	Volume (mn)	P/E (x)
GP	323.10	0.03%	215.00	0.66	12.92
SQURPHARMA	214.40	-3.85%	209.88	0.97	12.61
NLTUBES	163.50	7.28%	167.82	1.04	240.44
ASIAINS	29.30	6.93%	129.00	4.59	15.92
WATACHEM	497.60	2.08%	128.17	0.26	30.27

Top Gainers

Ticker	Close Price (BDT)	Daily Δ %	Turnover (BDTmn)	Volume (mn)	P/E (x)
MITHUNKNIT	8.20	9.33%	0.32	0.04	n/a
BDAUTOCA	179.60	9.05%	18.68	0.11	83.15
BEACONPHAR	33.80	7.99%	86.80	2.58	46.94
MLDYEING	36.60	7.96%	47.00	1.32	17.94
NLTUBES	163.50	7.28%	167.82	1.04	240.44

Top Losers

Ticker	Close Price (BDT)	Daily Δ %	Turnover (BDTmn)	Volume (mn)	P/E (x)
GREENDELT	51.60	-8.67%	0.50	0.01	18.88
SQUARETEXT	34.40	-8.02%	1.52	0.04	20.98
VAMLBDMF1	6.60	-5.71%	1.12	0.17	n/a
PREMIERCEM	50.00	-5.30%	0.03	0.00	30.49
IFADAUTOS	38.30	-5.20%	14.55	0.38	18.77

Daily Market Review

Market closed red with increasing turnover
20-Nov-2019

GOBALLPEN

Qualified Opinion

The investment in share and share money deposits in private limited companies TK. 95.55 million in carry forward balance for number of years without fetching any return against Note-6.00 (A). Note 6.00 (A): Balance of Investment in share and share money Deposits in Pvt. Ltd. as on 30-Jun-19 Tk. 95,552,380 and as on 30-Jun-18 Tk. 95,552,380.

MEGHNAPE

Qualified Opinion

The evidence with respect to inventory having a carrying amount of Taka 22,637,134 was limited, as we could not observe the Physical inventory count as of June 30, 2019. As a result, we could not confirm the quantity of inventories and value thereof and not confirm whether any adjustment is necessary which may have material effect on the Financial Statements.

SHYAMPSUG

Qualified Opinion

1. Due to the company has been suffering recurring loss from operation that effectively made net capital deficiency of Tk. (4,339,830,240) in total and Tk. (867.97) per share at the year end. 2. The company is only able to earn Tk. 51,420.72 (average) per M. Ton by selling of sugar though cost of production of sugar per M. Ton is Tk. 228,000 which effectively creates net loss of Tk. 176,579.28 per M.Ton. 3. During the course of our audit, we observed that the company allowed TK. 15,441,850 as trade discount on sales. Such amount has been adjusted against PF liability and Welfare Fund liability without deducting sales revenue.

ZEALBANGLA

Qualified Opinion

1. The Net Asset Value and Retained earnings of the company is negative and from our observation it looks like the company have not been able to generate profit for few years. From our observation it also seems that the Company is unable to run its operation without government support. The Company has also not generated operating revenue in the past few years. This situation indicates that a material uncertainty exists that may cast significant doubt on the Company's ability to continue as a going concern. The financial statements do not adequately disclose this matter. 2. During the year the Company did not calculate any deferred tax. The company have not filled for tax assessment for several years. The company was unable to produce proper financial records and papers for us to calculate that amount.

Block Trade

Ticker	Max Price (BDT)	Min Price (BDT)	No. of Trades	Volume	Value (BDTmn)
BRACBANK	61.4	61.4	2	50,000	3.1
MERCINS	36.1	36.1	1	50,000	1.8
SHURWID	29.0	29.0	1	100,000	2.9
SKTRIMS	48.5	48.5	1	118,000	5.7

Upcoming Record Date, AGM and Spot

Ticker	Sector	AGM	Record Date	Spot Start	Spot Finish
ISNLTD	IT	12-Dec-19	24-Nov-19	6-Nov-19	21-Nov-19
RNSPIN	Textile	22-Dec-19	24-Nov-19	6-Nov-19	21-Nov-19
FUWANGFOOD	Food & Allied	18-Dec-19	24-Nov-19	20-Nov-19	21-Nov-19
SAMATALETH	Tannery	24-Dec-19	25-Nov-19	12-Nov-19	24-Nov-19
ARAMITCEM	Cement	22-Dec-19	25-Nov-19	12-Nov-19	24-Nov-19
GOLDENSON	Engineering	26-Dec-19	25-Nov-19	12-Nov-19	24-Nov-19
SPCERAMICS	Ceramics	21-Dec-19	25-Nov-19	12-Nov-19	24-Nov-19
KPPL	Paper & Printin	31-Dec-19	25-Nov-19	12-Nov-19	24-Nov-19
IMAMBUTTON	Pharma	28-Dec-19	25-Nov-19	12-Nov-19	24-Nov-19
BXSYNTH	Pharma	21-Dec-19	25-Nov-19	12-Nov-19	24-Nov-19
ORIONINFU	Pharma	15-Dec-19			
PREMIERCEM	Cement	21-Dec-19			
KOHINOOR	Pharma	15-Dec-19			
BEACONPHAR	Pharma	24-Dec-19			
SAPORTL	Services & Res	12-Dec-19			
GHAIL	Food & Allied	28-Dec-19	18-Nov-19		
ACIFORMULA	Pharma	23-Dec-19	3-Dec-19		
SPCL	Fuel & Power	30-Jan-20	3-Dec-19		
GBBPOWER	Fuel & Power	18-Dec-19	3-Dec-19		
LEGACYFOOT	Tannery	1-Feb-20	4-Dec-19		



Disclaimer

GENERAL DISCLOSURE

This research report has been prepared by UCB Capital Management Limited (UCB Capital), a company authorized to engage in broker-dealer activities in Bangladesh. UCB Capital is not a registered broker-dealer in the United States and, therefore, is not subject to U.S. rules regarding the preparation of research reports and the independence of research analysts. This research report is provided for distribution to "major U.S. institutional investors" in reliance on the exemption from registration provided by Rule 15a-6 of the U.S. Securities Exchange Act of 1934, as amended (the "Exchange Act").

NOTICE TO RECIPIENTS: This email (including all attachments) is intended only for the named recipient. If you have received this email in error, please delete the email plus any copies of it and immediately notify the sender by return email.

The information contained herein has been prepared and issued by UCB Capital to its clients, and all intellectual property relating to the Research vests with UCB Capital unless otherwise noted. The Research is provided on an as is basis, without warranty (express or implied).

The Research is based on public data obtained in good faith from sources believed by UCB Capital to be reliable, but no representations, guarantees or warranties are made by UCB Capital with regard to accuracy, completeness or suitability of the data and under no circumstances will any of UCB Capital, its officers, representatives, associates or agents be liable for any loss or damage, whether direct, incidental or consequential, caused by reliance on or use of the content. UCB Capital has not performed any independent review or due diligence of publicly available information. The opinions and estimates contained herein reflect the current judgment of the analyst(s) on the date of this Research and are subject to change without notice. The opinions do not necessarily correspond to the opinions of UCB Capital. UCB Capital does not have an obligation to update, modify or/(and) amend this Research or otherwise notify a reader thereof in the event that any matter stated herein, or any opinion, projection, forecast or/(and) estimate set forth herein, changes or subsequently becomes inaccurate.

This Research is not an offer to sell or the solicitation of an offer to buy any security in any jurisdiction where such an offer or solicitation would be illegal. It is intended to be distributed in its entirety. It does not constitute a personal recommendation or takes into account the particular investment objectives, financial situations, or needs of individual investors. Investors should consider whether any advice or recommendation in this Research is suitable for their particular circumstances and, if appropriate, seek professional advice, including tax advice and ensure they obtain, read and understand any applicable offer document. The price and value of investments referred to herein and the income from them may fluctuate. Past performance is not an indicator or guarantee of future returns, and a loss of original capital may occur. Fluctuations in exchange rates could have adverse effects on the value or price of, or income derived from, certain investments.

Our salespeople, traders, and other professionals may provide oral or written market commentary or trading strategies to our clients and principal trading desks that reflect opinions that are contrary to the opinions expressed in this Research. Our asset management area, principal trading desks and investing businesses may make investment decisions that are inconsistent with the recommendations or views expressed in this Research. Neither UCB Capital nor its representatives, will receive (directly or indirectly) any commission, fee, benefit or advantage, pecuniary or otherwise, nor be influenced, either directly or indirectly, in connection with the making of any recommendation or preparation of any Research.

The analysts named in this report may have from time to time discussed with our clients, including UCB Capital salespersons and traders, or may discuss in this report, trading strategies that reference catalysts or events that may have a near-term impact on the market price of the equity securities discussed in this report, which impact may be directionally counter to the analysts' published price target expectations for such stocks. Any such trading strategies are distinct from and do not affect the analysts' fundamental equity rating for such stocks, which rating reflects a stock's return potential relative to its coverage group as described herein.

Any prices provided herein (other than those that are identified as being historical) are indicative only, and do not represent firm quotes as to either size or price. The past performance of financial instruments is not indicative of future results. No assurance can be given that any financial instrument or issuer described herein would yield favourable investment results. Any forecasts or price targets shown for companies and/or securities discussed in this Research may not be achieved due to multiple risk factors including without limitation market volatility, sector volatility, corporate actions, the unavailability of complete and accurate information and/or the subsequent transpiration that underlying assumptions made by UCB Capital or by other sources relied upon in the Research were inapposite.

UCB Capital may provide hyperlinks to websites of entities mentioned in this Research, however the inclusion of a link does not imply that UCB Capital endorses, recommends or approves any material on the linked page or accessible from it. UCB Capital does not accept responsibility whatsoever for any such material, nor for any consequences of its use.

This document is for the use of the addressees only and may not be reproduced, redistributed or passed on to any other person or published, in whole or in part, for any purpose, without the prior, written consent of UCB Capital. The manner of distributing this document may be restricted by law or regulation in certain countries, including the United States. Persons into whose possession this document may come are required to inform themselves about and to observe such restrictions. By accepting this document, a recipient hereof agrees to be bound by the foregoing limitations.

IMPORTANT DISCLOSURES FOR U.S. PERSONS ONLY

This research report is a product of UCB Capital Management Ltd. which is the employer of the research analyst(s) who has prepared the research report. The research analyst(s) preparing the research report is/are resident outside the United States (U.S.) and are not associated persons of any U.S. regulated broker-dealer and therefore the analyst(s) is/are not subject to supervision by a U.S. broker-dealer, and is/are not required to satisfy the regulatory licensing requirements of FINRA or required to otherwise comply with U.S. rules or regulations regarding, among other things, communications with a subject company, public appearances and trading securities held by a research analyst account.

This report is intended for distribution by UCB Capital Management Ltd. only to "Major Institutional Investors" as defined by Rule 15a-6(b)(4) of the U.S. Securities and Exchange Act, 1934 (the Exchange Act) and interpretations thereof by U.S. Securities and Exchange Commission (SEC) in reliance on Rule 15a 6(a)(2). If the recipient of this report is not a Major Institutional Investor as specified above, then it should not act upon this report and return the same to the sender. Further, this report may not be copied, duplicated and/or transmitted onward to any U.S. person, which is not the Major Institutional Investor.

In reliance on the exemption from registration provided by Rule 15a-6 of the Exchange Act and interpretations thereof by the SEC in order to conduct certain business with Major Institutional Investors, UCB Capital Management Ltd. has entered into an agreement with a U.S. registered broker-dealer, Cabrera Capital Markets. ("Cabrera"). Transactions in securities discussed in this research report should be effected through Cabrera or another U.S. registered broker dealer.

Recommendation Type	Holding period (If not otherwise mentioned)	Absolute Return Potential
Buy	12 Months	More than +15%
Neutral/ Hold	12 Months	Between +15 % and -5 %
Underweight	12 Months	Less than -5 %

ANALYST CERTIFICATION

Respective analyst(s) identified in this report certifies, with respect to the companies or securities that the individual analyses, that (1) the views expressed in this report reflect his or her personal views about all of the subject companies and securities and (2) no part of his or her compensation was, is or will be directly or indirectly dependent on the specific recommendations or views expressed in this report. The research analyst(s) named on this report are not registered / qualified as research analysts with FINRA.

It has not been determined in advance whether and in what intervals this document will be updated. Unless otherwise stated current prices refer to the most recent trading day's closing price.

CONTACT US

Research Team

Rajib Kumar Das	Head of Research	rajib.das@ucb.com.bd	+ 880 1730 797 728
Md. Sakib Chowdhury, CFA	Deputy Head of Research	sakib.chowdhury@ucb.com.bd	+ 880 1713 205 698
Md. Nazmus Sakib	Research Associate	nazmus.sakib@ucb.com.bd	+ 880 1701 205 073
Anik Mahmood Ibne Anwar	Research Associate	anik.mahmood@ucb.com.bd	+ 880 1701 205 074
Shadman Sadique Kamal	Research Associate	shadman.kamal@ucb.com.bd	+ 880 1701 205 096
Md. Asif Muntasir Shakkhor	Research Associate	asif.muntasir@ucb.com.bd	+ 880 1713 205 696

Investment Strategist

Syed Adnan Huda, CFA	Vice President	adnan.huda@ucb.com.bd	+ 880 1730 325 232
Md. Hasib Reza, CFA	Assistant Vice President	hasib.reza@ucb.com.bd	+ 880 1755 658 997

Institutional and Foreign Trade Department

Sonchoy Saha, CFA	Head of Institutional Sales	sonchoy.kumer@ucb.com.bd	+ 880 1755 615 313
Tahmidur Rahman	Senior Executive Officer	tahmid@bloomberg.net rahman.tahmidur@ucb.com.bd	+ 880 1726 995 520

Office Premises

Head Office

6, Dilkusha C/A, (1st Floor)
Dhaka -1000
Bangladesh

Corporate Office

Bulus Center (Level- 2)
Plot - CWS (A)-1, Road no- 34
Gulshan Avenue, Dhaka -1212

DSE Extension Office

Room 633, 9/E DSE Annex
Building (5th Floor)
Motijheel C/A, Dhaka 1000

Extension of Main Office

NIK Tower
55 Dilkusha C/A
(4th Floor), Dhaka-1000.

Chattogram Office

Ayub Trade Center
1269/B SK Mujib Road (4th Floor)
Agrabad C/A, Chattogram

Find our research on Bloomberg <BRC> Go