

DSEX DOWN 15.96 POINTS

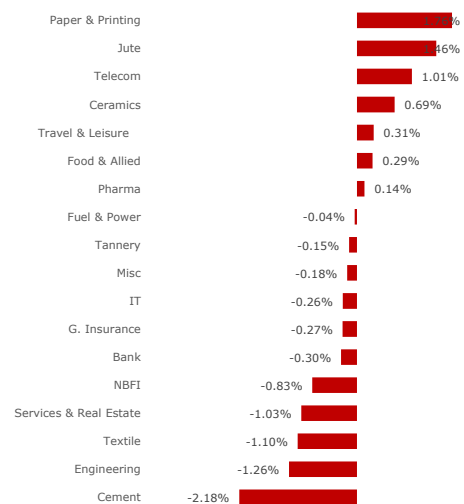
Market continued bleeding from last week amid continuous selling pressure. Broad index, DSEX, dipped below the 4,500 mark in the week, hitting a 42-month low value of 4,498.49 since June 2016. Market fell 0.35% with a 12.31% decrease in turnover from last session. Large cap scrips such as LHBL, EBL, BXPBARMA led the fall of index today.

Among major sectors, telecommunication, food & allied and pharmaceuticals closed positive today. Insurance sector dominated the turnover chart as a number of insurance scrips were among the top traded scrips. Losers took a strong lead over the gainers as out of 352 issues traded, 100 advanced, 201 declined and 51 issues remained unchanged.

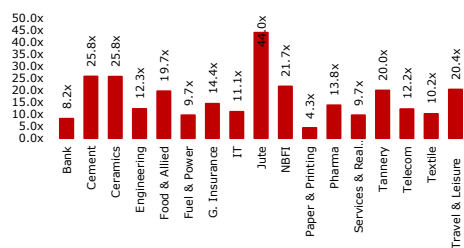
Intraday Performance of DSEX



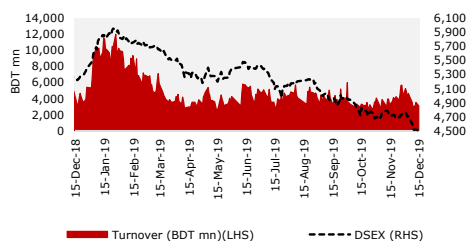
Sector Return



Sector P/E



52 Week Daily Turnover & DSEX



Index

Particulars	Value	Δ Points	Daily Δ %	Dec'18 Value	YTD Δ %
DSEX	4,498.49	(15.96)	-0.35%	5,385.64	-16.47%
DS30	1,538.62	(9.50)	-0.61%	1,880.78	-18.19%
DSES	1,015.05	(1.54)	-0.15%	1,232.82	-17.66%
Dow Jones IA	27,911.30	29.58	0.11%	22,878.45	22.00%
Nikkei 225	23,424.81	32.95	0.14%	20,077.62	16.67%
FTSE 100	7,247.47	31.22	0.43%	6,617.38	9.52%

Market Statistics

Particulars	Today	Last Day	Daily Δ	Daily Δ %	60 Day MA
Turnover (BDT mn)	3,065.40	3,496	(430.52)	-12.31%	3,658
Turnover (USD mn)	36.49	41.62	(5.13)	-12.31%	44
Volume (mn)	122	132	(10.20)	-7.74%	128
Market Cap (BDT bn)	3,433	3,437	(3.51)	-0.10%	
Market Cap (USD bn)	40.87	41	(0.04)	-0.10%	
Market P/E (x)	11.97				

Particulars

Particulars	Galner	Loser	Unchanged
Market Breadth	100	201	51

Sector Statistics

Sector	Market Cap (BDTmn)	% of total Market Cap	Sector Return	Turnover (BDTmn)	% of total Turnover
Bank	490,959	14.30%	-0.3%	127.9	4.17%
Telecom	420,393	12.24%	1.0%	15.1	0.49%
Pharma	419,334	12.21%	0.1%	262.5	8.56%
Fuel & Power	364,491	10.62%	0.0%	144.2	4.70%
Food & Allied	226,471	6.60%	0.3%	79.5	2.59%
NBFI	135,100	3.93%	-0.8%	84.9	2.77%
Engineering	105,865	3.08%	-1.3%	308.2	10.05%
Misc	95,354	2.78%	-0.2%	149.7	4.88%
Cement	68,838	2.00%	-2.2%	37.9	1.24%
Textile	63,799	1.86%	-1.1%	329.8	1.00%
G. Insurance	51,277	1.49%	-0.3%	577.1	18.83%
Ceramics	22,626	0.66%	0.7%	82.9	2.70%
Tannery	18,657	0.54%	-0.1%	47.8	1.56%
Travel & Leisure	17,566	0.51%	0.3%	32.7	1.07%
Services & Real Estate	13,107	0.38%	-1.0%	4.1	0.13%
IT	10,266	0.30%	-0.3%	68.8	2.24%
Jute	2,821	0.08%	1.5%	12.6	0.41%
Paper & Printing	2,040	0.06%	1.8%	19.9	0.65%

Top Turnover

Ticker	Close Price (BDT)	Daily Δ %	Turnover (BDTmn)	Volume (mn)	P/E (x)
BEACONPHAR	38.00	2.98%	73.38	1.94	52.78
NORTHRNINS	27.40	0.74%	69.45	2.50	13.98
KPCL	42.70	-0.70%	65.48	1.53	9.62
PARAMOUNT	39.60	-2.46%	63.38	1.58	28.29
CITYGENINS	24.10	0.00%	58.24	2.40	19.44

Top Gainers

Ticker	Close Price (BDT)	Daily Δ %	Turnover (BDTmn)	Volume (mn)	P/E (x)
PROGRESLIF	113.10	9.91%	56.02	0.50	-
MONNOSTAF	827.50	7.50%	32.30	0.04	166.83
PENINSULA	20.80	7.22%	20.80	1.00	30.59
STYLECRAFT	287.40	6.09%	22.14	0.08	92.12
STANCERAM	634.80	5.57%	54.73	0.09	n/a

Top Losers

Ticker	Close Price (BDT)	Daily Δ %	Turnover (BDTmn)	Volume (mn)	P/E (x)
MEGHANPET	8.10	-7.95%	0.01	0.00	n/a
UNITEDAIR	1.30	-7.14%	0.34	0.24	n/a
SAIHMCOT	20.10	-6.94%	19.62	0.95	19.33
EXIM1STMF	4.10	-6.82%	0.42	0.10	n/a
ANLIMAYARN	30.50	-6.73%	9.81	0.31	84.72

AL-HAJTEX

Fine Imposed on the Director of the Company

BSEC has imposed fine of Tk. 50.00 lac to Mr. Md. Shamsul Huda (one of the Director of the Company) for non-compliance of securities laws.

PENINSULA

Buy Declarations of a Sponsor

Engineer Mosharraf Hossain, one of the Sponsors of the Company, has expressed his intention to buy 4,00,000 shares of the Company at prevailing market price (in the Public Market) through Stock Exchanges (DSE & CSE) within next 30 working days.

POPULARLIF

Assets revaluation of the Company

The Company has informed that the Board of Directors has approved the revaluation report on Floor Space, Land & Building and Free Land of the Company as on December 31, 2018 conducted by Fames & R, Chartered Accountants. As per Revaluation Report, increase of Net Asset Value (NAV) per share by Revaluation Surplus is Tk. 3,693,188,234/60,428,358=Tk. 61.11. Total Net Asset Value (NAV) per share stood at Tk. (68.29+61.11) = Tk. 129.40.

ACTIVEFINE

Q1 Financials

EPS was Tk. 0.45 for July-September 2019 as against Tk. 0.75 for July-September 2018; NOCFPS was Tk. 2.30 for July-September 2019 as against Tk. 1.49 for July-September 2018. NAV per share was Tk. 22.74 as on September 30, 2019 and Tk. 22.28 as on June 30, 2019.

AFCAGRO

Q1 Financials

EPS was Tk. 0.55 for July-September 2019 as against Tk. 0.84 for July-September 2018; NOCFPS was Tk. 1.76 for July-September 2019 as against Tk. 2.07 for July-September 2018. NAV per share was Tk. 19.84 as on September 30, 2019 and Tk. 19.29 as on June 30, 2019.

Block Trade

Ticker	Max Price (BDT)	Min Price (BDT)	No. of Trades	Volume	Value (BDTmn)
DSSL	12.2	12.2	1	100,000	1.2
KTL	13.0	13.0	1	50,000	0.7
LHBL	40.0	40.0	1	1,200,000	48.0
MERCINS	40.2	40.1	5	2,000,000	80.3
PTL	55.6	55.6	1	133,319	7.4
RSRMSTEEL	28.0	28.0	1	80,000	2.2
SINOBANGLA	81.5	81.5	2	15,500	1.3
SKTRIMS	51.0	51.0	1	200,000	10.2
SSSTEEL	25.5	25.5	1	700,000	17.9
STANCERAM	610.0	580.0	25	45,785	27.2

Upcoming Record Date, AGM and Spot

Ticker	Sector	AGM	Record Date	Spot Start	Spot Finish
ISNLTD	IT	12-Dec-19	24-Nov-19	6-Nov-19	21-Nov-19
RNSPIN	Textile	22-Dec-19	24-Nov-19	6-Nov-19	21-Nov-19
FUWANGFOOD	Food & Allied	18-Dec-19	24-Nov-19	20-Nov-19	21-Nov-19
SAMATALETH	Tannery	24-Dec-19	25-Nov-19	12-Nov-19	24-Nov-19
ARAMITCEM	Cement	22-Dec-19	25-Nov-19	12-Nov-19	24-Nov-19
GOLDENSON	Engineering	26-Dec-19	25-Nov-19	12-Nov-19	24-Nov-19
SPCERAMICS	Ceramics	21-Dec-19	25-Nov-19	12-Nov-19	24-Nov-19
KPPL	Paper & Printin	31-Dec-19	25-Nov-19	12-Nov-19	24-Nov-19
IMAMBUTTON	Pharma	28-Dec-19	25-Nov-19	12-Nov-19	24-Nov-19
BXSYNTH	Pharma	21-Dec-19	25-Nov-19	12-Nov-19	24-Nov-19
ORIONINFU	Pharma	15-Dec-19			
PREMIERCEM	Cement	21-Dec-19			
KOHINOOR	Pharma	15-Dec-19			
BEACONPHAR	Pharma	24-Dec-19			
SAPORTL	Services & Res	12-Dec-19			
GHAIL	Food & Allied	28-Dec-19	18-Nov-19		
ACIFORMULA	Pharma	23-Dec-19	3-Dec-19		
SPCL	Fuel & Power	30-Jan-20	3-Dec-19		
GBBPOWER	Fuel & Power	18-Dec-19	3-Dec-19		
LEGACYFOOT	Tannery	1-Feb-20	4-Dec-19	4-Dec-19	5-Dec-20
PROGRESLIF	Insurance	2-Feb-20	8-Jan-20		

Disclaimer

GENERAL DISCLOSURE

This research report has been prepared by UCB Capital Management Limited (UCB Capital), a company authorized to engage in broker-dealer activities in Bangladesh. UCB Capital is not a registered broker-dealer in the United States and, therefore, is not subject to U.S. rules regarding the preparation of research reports and the independence of research analysts. This research report is provided for distribution to "major U.S. institutional investors" in reliance on the exemption from registration provided by Rule 15a-6 of the U.S. Securities Exchange Act of 1934, as amended (the "Exchange Act").

NOTICE TO RECIPIENTS: This email (including all attachments) is intended only for the named recipient. If you have received this email in error, please delete the email plus any copies of it and immediately notify the sender by return email.

The information contained herein has been prepared and issued by UCB Capital to its clients, and all intellectual property relating to the Research vests with UCB Capital unless otherwise noted. The Research is provided on an as is basis, without warranty (express or implied).

The Research is based on public data obtained in good faith from sources believed by UCB Capital to be reliable, but no representations, guarantees or warranties are made by UCB Capital with regard to accuracy, completeness or suitability of the data and under no circumstances will any of UCB Capital, its officers, representatives, associates or agents be liable for any loss or damage, whether direct, incidental or consequential, caused by reliance on or use of the content. UCB Capital has not performed any independent review or due diligence of publicly available information. The opinions and estimates contained herein reflect the current judgment of the analyst(s) on the date of this Research and are subject to change without notice. The opinions do not necessarily correspond to the opinions of UCB Capital. UCB Capital does not have an obligation to update, modify or/(and) amend this Research or otherwise notify a reader thereof in the event that any matter stated herein, or any opinion, projection, forecast or/(and) estimate set forth herein, changes or subsequently becomes inaccurate.

This Research is not an offer to sell or the solicitation of an offer to buy any security in any jurisdiction where such an offer or solicitation would be illegal. It is intended to be distributed in its entirety. It does not constitute a personal recommendation or takes into account the particular investment objectives, financial situations, or needs of individual investors. Investors should consider whether any advice or recommendation in this Research is suitable for their particular circumstances and, if appropriate, seek professional advice, including tax advice and ensure they obtain, read and understand any applicable offer document. The price and value of investments referred to herein and the income from them may fluctuate. Past performance is not an indicator or guarantee of future returns, and a loss of original capital may occur. Fluctuations in exchange rates could have adverse effects on the value or price of, or income derived from, certain investments.

Our salespeople, traders, and other professionals may provide oral or written market commentary or trading strategies to our clients and principal trading desks that reflect opinions that are contrary to the opinions expressed in this Research. Our asset management area, principal trading desks and investing businesses may make investment decisions that are inconsistent with the recommendations or views expressed in this Research. Neither UCB Capital nor its representatives, will receive (directly or indirectly) any commission, fee, benefit or advantage, pecuniary or otherwise, nor be influenced, either directly or indirectly, in connection with the making of any recommendation or preparation of any Research.

The analysts named in this report may have from time to time discussed with our clients, including UCB Capital salespersons and traders, or may discuss in this report, trading strategies that reference catalysts or events that may have a near-term impact on the market price of the equity securities discussed in this report, which impact may be directionally counter to the analysts' published price target expectations for such stocks. Any such trading strategies are distinct from and do not affect the analysts' fundamental equity rating for such stocks, which rating reflects a stock's return potential relative to its coverage group as described herein.

Any prices provided herein (other than those that are identified as being historical) are indicative only, and do not represent firm quotes as to either size or price. The past performance of financial instruments is not indicative of future results. No assurance can be given that any financial instrument or issuer described herein would yield favourable investment results. Any forecasts or price targets shown for companies and/or securities discussed in this Research may not be achieved due to multiple risk factors including without limitation market volatility, sector volatility, corporate actions, the unavailability of complete and accurate information and/or the subsequent transpiration that underlying assumptions made by UCB Capital or by other sources relied upon in the Research were inapposite.

UCB Capital may provide hyperlinks to websites of entities mentioned in this Research, however the inclusion of a link does not imply that UCB Capital endorses, recommends or approves any material on the linked page or accessible from it. UCB Capital does not accept responsibility whatsoever for any such material, nor for any consequences of its use.

This document is for the use of the addressees only and may not be reproduced, redistributed or passed on to any other person or published, in whole or in part, for any purpose, without the prior, written consent of UCB Capital. The manner of distributing this document may be restricted by law or regulation in certain countries, including the United States. Persons into whose possession this document may come are required to inform themselves about and to observe such restrictions. By accepting this document, a recipient hereof agrees to be bound by the foregoing limitations.

IMPORTANT DISCLOSURES FOR U.S. PERSONS ONLY

This research report is a product of UCB Capital Management Ltd. which is the employer of the research analyst(s) who has prepared the research report. The research analyst(s) preparing the research report is/are resident outside the United States (U.S.) and are not associated persons of any U.S. regulated broker-dealer and therefore the analyst(s) is/are not subject to supervision by a U.S. broker-dealer, and is/are not required to satisfy the regulatory licensing requirements of FINRA or required to otherwise comply with U.S. rules or regulations regarding, among other things, communications with a subject company, public appearances and trading securities held by a research analyst account.

This report is intended for distribution by UCB Capital Management Ltd. only to "Major Institutional Investors" as defined by Rule 15a-6(b)(4) of the U.S. Securities and Exchange Act, 1934 (the Exchange Act) and interpretations thereof by U.S. Securities and Exchange Commission (SEC) in reliance on Rule 15a 6(a)(2). If the recipient of this report is not a Major Institutional Investor as specified above, then it should not act upon this report and return the same to the sender. Further, this report may not be copied, duplicated and/or transmitted onward to any U.S. person, which is not the Major Institutional Investor.

In reliance on the exemption from registration provided by Rule 15a-6 of the Exchange Act and interpretations thereof by the SEC in order to conduct certain business with Major Institutional Investors, UCB Capital Management Ltd. has entered into an agreement with a U.S. registered broker-dealer, Cabrera Capital Markets. ("Cabrera"). Transactions in securities discussed in this research report should be effected through Cabrera or another U.S. registered broker dealer.

Recommendation Type	Holding period (If not otherwise mentioned)	Absolute Return Potential
Buy	12 Months	More than +15%
Neutral/ Hold	12 Months	Between +15 % and -5 %
Underweight	12 Months	Less than -5 %

ANALYST CERTIFICATION

Respective analyst(s) identified in this report certifies, with respect to the companies or securities that the individual analyzes, that (1) the views expressed in this report reflect his or her personal views about all of the subject companies and securities and (2) no part of his or her compensation was, is or will be directly or indirectly dependent on the specific recommendations or views expressed in this report. The research analyst(s) named on this report are not registered / qualified as research analysts with FINRA.

It has not been determined in advance whether and in what intervals this document will be updated. Unless otherwise stated current prices refer to the most recent trading day's closing price.

CONTACT US

Research Team

Rajib Kumar Das	Head of Research	rajib.das@ucb.com.bd	+ 880 1730 797 728
Md. Sakib Chowdhury, CFA	Deputy Head of Research	sakib.chowdhury@ucb.com.bd	+ 880 1713 205 698
Md. Nazmus Sakib	Research Associate	nazmus.sakib@ucb.com.bd	+ 880 1701 205 073
Anik Mahmood Ibne Anwar	Research Associate	anik.mahmood@ucb.com.bd	+ 880 1701 205 074
Shadman Sadique Kamal	Research Associate	shadman.kamal@ucb.com.bd	+ 880 1701 205 096
Md. Asif Muntasir Shakkhor	Research Associate	asif.muntasir@ucb.com.bd	+ 880 1713 205 696

Investment Strategist

Syed Adnan Huda, CFA	Vice President	adnan.huda@ucb.com.bd	+ 880 1730 325 232
Md. Hasib Reza, CFA	Assistant Vice President	hasib.reza@ucb.com.bd	+ 880 1755 658 997

Institutional and Foreign Trade Department

Sonchoy Saha, CFA	Head of Institutional Sales	sonchoy.kumer@ucb.com.bd	+ 880 1755 615 313
Tahmidur Rahman	Senior Executive Officer	tahmid@bloomberg.net rahman.tahmidur@ucb.com.bd	+ 880 1726 995 520

Office Premises

Head Office

6, Dilkusha C/A, (1st Floor)
Dhaka -1000
Bangladesh

Corporate Office

Bulus Center (Level- 2)
Plot - CWS (A)-1, Road no- 34
Gulshan Avenue, Dhaka -1212

DSE Extension Office

Room 633, 9/E DSE Annex
Building (5th Floor)
Motijheel C/A, Dhaka 1000

Extension of Main Office

NIK Tower
55 Dilkusha C/A
(4th Floor), Dhaka-1000.

Chattogram Office

Ayub Trade Center
1269/B SK Mujib Road (4th Floor)
Agrabad C/A, Chattogram

Find our research on Bloomberg <BRC> Go