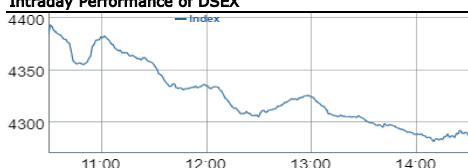


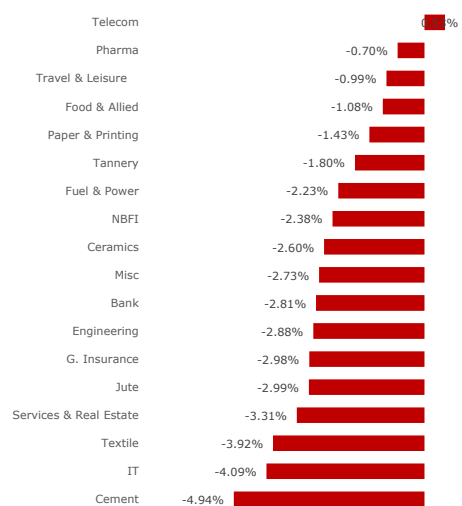
## DSEX DOWN 97.10 POINTS

Market lost whopping 97.1 points in today's session led by Cement (-4.9%), Textile (-3.9%), and Engineering (-2.9%). Broad index, DSEX, dropped to 4,287.4 with a 3.3% increase in turnover. Bangladesh economic outlook remained bleak in recent quarters mainly due to deteriorating asset quality in the financial sector, declining export-import activities, falling private sector credit growth, and slower growth of revenue collection by the government. Coronavirus outbreak and lending rate cap made the economic outlook bleaker and investors more cynical. Among large-cap scrips, BRAC BD (-5.2%), BATBC BD (-1.2%), and UPGO BD (-1.1%) were hit most. VFSTDL BD (-9.9%) was the top traded stock with a turnover of BDT 132mn.

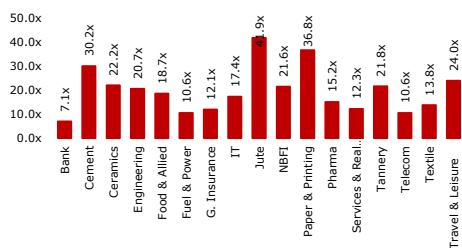
### Intraday Performance of DSEX



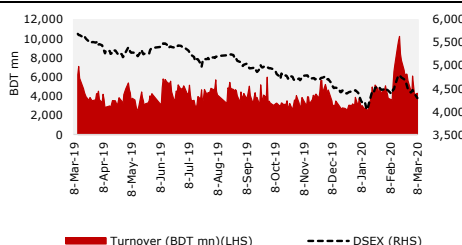
### Sector Return



### Sector P/E



### 52 Week Daily Turnover & DSEX



### Index

Particulars	Value	Δ Points	Daily Δ %	Dec'19 Value	YTD Δ %
DSEX	4,287.38	(97.10)	-2.21%	4,452.93	-3.72%
DS30	1,435.00	(27.24)	-1.86%	1,513.35	-5.18%
DSES	999.07	(16.87)	-1.66%	999.83	-0.08%
Dow Jones IA	25,864.78	(256.50)	-0.98%	28,538.44	-9.37%
Nikkei 225	20,749.75	(579.37)	-2.72%	23,656.62	-12.29%
FTSE 100	6,462.55	(242.88)	-3.62%	7,542.44	-14.32%

### Market Statistics

Particulars	Today	Last Day	Daily Δ	Daily Δ %	60 Day MA
Turnover (BDT mn)	4,289	4,151	138	3.32%	4,467
Turnover (USD mn)	51	49	2	3.32%	53
Volume (mn)	160	156	4	2.47%	166
Market Cap (BDT bn)	3,315	3,367	-52	-1.55%	
Market Cap (USD bn)	39	40	-1	-1.55%	
Market P/E (x)	12.1				

Particulars	Galner	Loser	Unchanged
Market Breadth	37	304	14

### Sector Statistics

Sector	Market Cap (BDTmn)	% of total Market Cap	Sector Return	Turnover (BDTmn)	% of total Turnover
Pharma	482,765	14.56%	-0.7%	818.4	19.08%
Bank	468,490	14.13%	-2.8%	209.3	4.88%
Fuel & Power	389,104	11.74%	-2.2%	316.0	7.37%
Telecom	373,550	11.27%	0.5%	73.0	1.70%
Food & Allied	222,105	6.70%	-1.1%	190.6	4.44%
Engineering	148,904	4.49%	-2.9%	652.6	15.21%
NBFI	137,940	4.16%	-2.4%	82.7	1.93%
Textile	107,373	3.24%	-3.9%	625.9	14.59%
Misc	100,120	3.02%	-2.7%	246.5	5.75%
Cement	78,980	2.38%	-4.9%	109.8	1.00%
G. Insurance	46,394	1.40%	-3.0%	105.1	2.45%
Travel & Leisure	25,540	0.77%	-1.0%	66.1	1.54%
IT	21,731	0.66%	-4.1%	157.3	3.67%
Ceramics	20,800	0.63%	-2.6%	83.7	1.95%
Tannery	19,759	0.60%	-1.8%	94.1	2.19%
Services & Real Estate	14,639	0.44%	-3.3%	23.1	0.54%
Paper & Printing	11,245	0.34%	-1.4%	151.7	3.54%
Jute	2,063	0.06%	-3.0%	45.6	1.06%

### Top Turnover

Ticker	Close Price (BDT)	Daily Δ %	Turnover (BDTmn)	Volume (mn)	P/E (x)
VFSTDL	26.40	-9.90%	132.30	4.87	12.69
SQRPHARMA	186.40	0.65%	92.88	0.50	11.42
KPPL	20.80	6.67%	84.97	4.21	n/a
KPCL	48.20	-7.49%	77.93	1.57	12.30
NAHEEACP	50.10	0.80%	73.95	1.45	14.74

### Top Gainers

Ticker	Close Price (BDT)	Daily Δ %	Turnover (BDTmn)	Volume (mn)	P/E (x)
APEXSPINN	127.30	9.84%	23.48	0.18	48.22
KOHINOOR	458.10	8.71%	51.65	0.11	44.30
BEACHHATCH	16.40	7.89%	5.91	0.37	n/a
APEXFOODS	134.70	7.42%	33.09	0.24	103.62
KPPL	20.80	6.67%	84.97	4.21	n/a

### Top Losers

Ticker	Close Price (BDT)	Daily Δ %	Turnover (BDTmn)	Volume (mn)	P/E (x)
VFSTDL	26.40	-9.90%	132.30	4.87	12.69
PREMIERCCEM	61.10	-9.75%	1.42	0.02	26.34
SAIHAMTEX	29.40	-9.54%	22.46	0.74	25.79
MITHUNKNIT	7.70	-9.41%	0.61	0.08	n/a
ORIONPHARM	38.50	-9.20%	73.03	1.84	9.00

Please see penultimate page for additional important disclosures. UCB Capital Management Ltd. ("UCB") is a foreign broker-dealer unregistered in the USA. UCB research is prepared by research analysts who are not registered in the USA. UCB research is distributed in the USA pursuant to Rule 15a-6 of the Securities Exchange Act of 1934 solely by Rosenblatt Securities Inc., an SEC registered and FINRA-member broker-dealer.

### MALEKSPIN

#### Buy Declarations of a Director

Dr. Shamim Matin Chowdhury, one of the Directors of the Company, has expressed her intention to buy 6,00,000 shares of the Company at prevailing market price (in the Public Market) through Stock Exchange (DSE) within next 30 working days.

### OLYMPIC

#### Purchase of Commercial Space & Car Parking Space

The Company has informed that the Board of Directors of the Company has executed a Deed of Agreement on March 05, 2020 to purchase Commercial Space measuring total 28,291 sft. along with 16 Car parking Space in under-construction 32-storied Commercial Building name "Trade Intercontinental 1973" being built on land leased by the Ministry of Housing and Public Works measuring one Bigha and ten Khata situated at Plot No. 213/A, Tejgaon Industrial & Commercial Area, Dhaka - 1208. The total purchase consideration for this Commercial Space and facilities thereof is Tk. 52,62,38,000.00. The Company shall also bear the required expenses and fees related to the registration and other miscellaneous expenses associated with the purchase of the aforementioned commercial space. Expected approximate completion and handover of commercial building is July, 2023.

### Block Trade

Ticker	Max Price (BDT)	Min Price (BDT)	No. of Trades	Volume	Value (BDTmn)
AMANFEED	32.9	32.9	1	30,000	1.0
BANKASIA	14.9	14.9	3	1,400,000	20.9
BEACONPHAR	62.0	62.0	2	920,792	57.1
CITYGENINS	16.3	16.3	1	300,000	4.9
DBH	125.0	125.0	1	4,300	0.5
GENEXIL	59.0	59.0	1	100,000	5.9
MIRACLEIND	24.0	24.0	1	64,200	1.5
NAHEEACP	47.0	47.0	2	21,400	1.0
SILVAPHL	19.1	19.1	1	30,000	0.6
SKTRIMS	75.0	72.5	2	17,500	1.3
UNITEDFIN	15.8	15.8	1	35,000	0.6
VFSTDL	30.0	29.9	2	260,000	7.8

### Upcoming Record Date, AGM and Spot

Ticker	Sector	AGM	Record Date	Spot Start	Spot Finish
NITOLINS	G. Insurance	31-Mar-20	8-Mar-20	04.03.2020	05.03.2020
GBBPOWER	Fuel & Power		5-Mar-20		
RAKCERAMIC	Ceramics	31-Mar-20	25-Feb-20	23.02.2020	24.02.2020
GREENDELTA	G. Insurance	30-Mar-20	2-Mar-20	27.02.2020	01.03.2020
GLAXOSMITH	Pharmaceutica	16-Apr-20	16-Mar-20		
PRIMEINSUR	G. Insurance		12-Mar-20	01.03.2020	11.03.2020