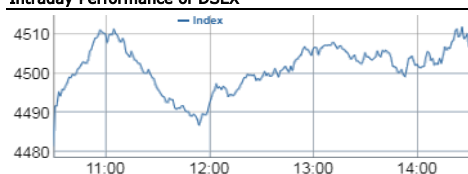


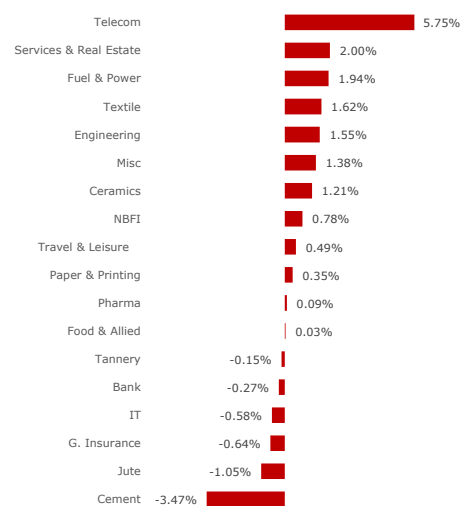
DSEX UP 25.37 POINTS

Market closed positive extending the gaining streak for the second session. Investors buying appetite was observable in some sector specific scrips. Broad index, DSEX, gained 0.57% and closed at 4,506.88. TITASGAS BD gained 9.8% today after the government has asked seven state-owned energy firms to complete the valuation of their assets in two months for the divestment of shares in the bourses. On the macro front, remittance inflow grew by more than 21% in the first seven months of FY20 on the back of incentives provided by the government.

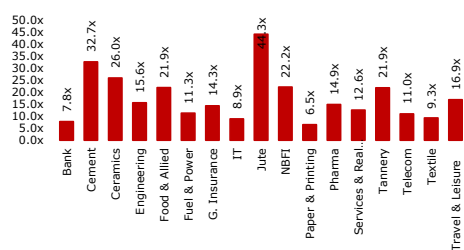
Intraday Performance of DSEX



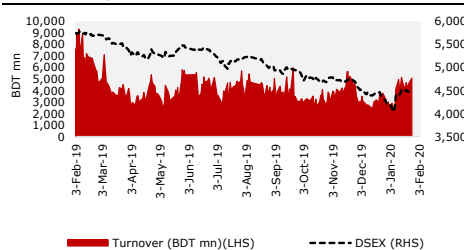
Sector Return



Sector P/E



52 Week Daily Turnover & DSEX



Index

Particulars	Value	Δ Points	Daily Δ %	Dec'19 Value	YTD Δ %
DSEX	4,506.88	25.37	0.57%	4,452.93	1.21%
DS30	1,536.17	11.13	0.73%	1,513.35	1.51%
DSES	1,034.83	8.04	0.78%	999.83	3.50%
Dow Jones IA	28,256.03	(603.41)	-2.09%	28,645.26	-1.36%
Nikkei 225	22,971.94	(233.24)	-1.01%	23,656.62	-2.89%
FTSE 100	7,303.52	17.51	0.24%	7,624.03	-4.20%

Market Statistics

Particulars	Today	Last Day	Daily Δ	Daily Δ %	60 Day MA
Turnover (BDT mn)	5,063.51	4,647	416.77	8.97%	3,709
Turnover (USD mn)	60.28	55.32	4.96	8.97%	44
Volume (mn)	190	174	16.02	9.23%	137
Market Cap (BDT bn)	3,446	3,413	32.56	0.95%	
Market Cap (USD bn)	41.02	41	0.39	0.95%	
Market P/E (x)	12.29				

Particulars

Particulars	Galner	Loser	Unchanged
Market Breadth	196	117	42

Sector Statistics

Sector	Market Cap (BDTmn)	% of total Market Cap	Sector Return	Turnover (BDTmn)	% of total Turnover
Bank	516,604	14.99%	-0.3%	173.3	3.42%
Pharma	471,634	13.69%	0.1%	431.1	8.51%
Fuel & Power	415,394	12.06%	1.9%	748.2	14.78%
Telecom	385,839	11.20%	5.7%	227.1	4.49%
Food & Allied	246,892	7.17%	0.0%	226.9	4.48%
NBFI	144,421	4.19%	0.8%	101.2	2.00%
Engineering	119,606	3.47%	1.6%	688.3	13.59%
Misc	97,643	2.83%	1.4%	312.5	6.17%
Cement	85,525	2.48%	-3.5%	437.5	8.64%
Textile	71,862	2.09%	1.6%	650.1	1.00%
G. Insurance	52,815	1.53%	-0.6%	384.8	7.60%
Ceramics	23,349	0.68%	1.2%	64.6	1.28%
Tannery	19,924	0.58%	-0.1%	30.6	0.61%
Travel & Leisure	17,967	0.52%	0.5%	30.6	0.61%
Services & Real Estate	14,987	0.43%	2.0%	39.9	0.79%
IT	11,173	0.32%	-0.6%	160.7	3.17%
Jute	2,036	0.06%	-1.1%	36.6	0.72%
Paper & Printing	2,002	0.06%	0.3%	34.0	0.67%

Top Turnover

Ticker	Close Price (BDT)	Daily Δ %	Turnover (BDTmn)	Volume (mn)	P/E (x)
LHBL	47.80	-5.16%	408.36	8.37	35.50
KPCL	53.70	-0.19%	248.12	4.55	13.70
SUMITPOWER	42.10	2.18%	202.37	4.81	7.41
BSC	52.20	4.61%	161.86	3.14	9.56
GP	272.70	5.86%	152.41	0.57	10.67

Top Gainers

Ticker	Close Price (BDT)	Daily Δ %	Turnover (BDTmn)	Volume (mn)	P/E (x)
DSSL	11.10	9.90%	60.76	5.60	7.30
TITASGAS	34.60	9.84%	59.83	1.73	10.68
USMANIAGL	46.80	9.60%	1.59	0.03	n/a
PF1STMF	7.10	9.23%	16.73	2.40	16.90
ADVENT	25.10	8.19%	59.81	2.44	10.91

Top Losers

Ticker	Close Price (BDT)	Daily Δ %	Turnover (BDTmn)	Volume (mn)	P/E (x)
UNITEDAIR	1.80	-10.00%	2.73	1.50	n/a
FUWANGCER	6.80	-6.85%	10.22	1.50	15.45
LHBL	47.80	-5.16%	408.36	8.37	35.50
GOLDENSON	6.00	-4.76%	1.23	0.20	n/a
SHYAMPSUG	28.20	-4.73%	0.33	0.01	n/a

Please see penultimate page for additional important disclosures. UCB Capital Management Ltd. ("UCB") is a foreign broker-dealer unregistered in the USA. UCB research is prepared by research analysts who are not registered in the USA. UCB research is distributed in the USA pursuant to Rule 15c-6 of the Securities Exchange Act of 1934 solely by Rosenblatt Securities Inc., an SEC registered and FINRA-member broker-dealer.

SUMITPOWER

Interim Dividend Declaration

As per query of DSE about compliance of BSEC Notification no. BSEC/CMRRCD/2006-158/208/admin/81 dated June 20, 2018 regarding declaring interim dividend, the Company has informed that the Board of Directors further resolved to get the audit of the interim financials for the six months period ended on December 31, 2019 before the record date.

SAMATALETH

Category Change

The Company will be placed in 'B' category from existing 'Z' category with effect from February 04, 2020 as the Company has reported disbursement of 2% cash dividend for the year ended on June 30, 2019.

FUWANGCER

Category Change

The Company will be placed in 'Z' category from existing 'B' category with effect from today i.e. February 03, 2020 in accordance with the regulation 7 (1) of the Dhaka Stock Exchange Settlement of Transactions Regulations, 2013 as the Company has failed to comply with Regulation 29 of Dhaka Stock Exchange (Listing) Regulations, 2015 regarding sending of dividend disbursement Compliance Report, in due time, for the year ended on June 30, 2019.

Block Trade

Ticker	Max Price (BDT)	Min Price (BDT)	No. of Trades	Volume	Value (BDTmn)
ADNTEL	44.5	44.5	1	13,000	0.6
BRACBANK	48.8	48.0	4	1,215,475	59.3
EASTERNINS	38.0	38.0	1	300,000	11.4
FINEFOODS	51.0	51.0	1	19,500	1.0
GHAIL	17.5	17.5	1	91,500	1.6
NORTHERN	479.8	479.8	1	1,900	0.9
ORIONINFU	56.0	56.0	1	10,000	0.6
RAHIMTEXT	240.0	240.0	1	4,350	1.0
SQURPHARMA	197.0	197.0	7	281,072	55.4
STANCERAM	600.0	600.0	2	10,000	6.0
STANDARINS	47.5	47.5	1	120,000	5.7
UTTARABANK	25.0	25.0	2	700,000	17.5

Upcoming Record Date, AGM and Spot

Ticker	Sector	AGM	Record Date	Spot Start	Spot Finish
NITOLINS	G. Insurance	31-Mar-20	8-Feb-20		
SUMITPOWER	Fuel & Power		24-Feb-20		
1STPRIMFMF	Mutual Fund		20-Feb-20		
GBBPOWER	Fuel & Power		5-Mar-20		
GP	Telecom		17-Feb-20		

Disclaimer

IMPORTANT DISCLOSURES FOR U.S. PERSONS

This research report was prepared by UCB Capital Management Ltd. ("UCB"), a company authorized to engage in securities activities in Bangladesh. UCB is not a registered broker-dealer in the United States and, therefore, is not subject to U.S. rules regarding the preparation of research reports and the independence of research analysts. This research report is provided for distribution to "major U.S. institutional investors" in reliance on the exemption from registration provided by Rule 15a-6 of the U.S. Securities Exchange Act of 1934, as amended (the "Exchange Act").

Any U.S. recipient of this research report wishing to effect any transaction to buy or sell securities or related financial instruments based on the information provided in this research report should do so only through Rosenblatt Securities Inc. ("RBLT"), 40 Wall Street 59th Floor, New York NY 10005, a registered broker dealer in the United States. Under no circumstances should any recipient of this research report effect any transaction to buy or sell securities or related financial instruments through UCB. RBLT accepts responsibility for the contents of this research report, subject to the terms set out below, to the extent that it is delivered to a U.S. person other than a major U.S. institutional investor.

The analyst whose name appears in this research report is not registered or qualified as a research analyst with the Financial Industry Regulatory Authority ("FINRA") and may not be an associated person of RBLT and, therefore, may not be subject to applicable restrictions under FINRA Rules on communications with a subject company, public appearances and trading securities held by a research analyst account.

Ownership and Material Conflicts of Interest

RBLT or its affiliates does not 'beneficially own,' as determined in accordance with Section 13(d) of the Exchange Act, 1% or more of any of the equity securities mentioned in the report. RBLT, its affiliates and/or their respective officers, directors or employees may have interests, or long or short positions, and may at any time make purchases or sales as a principal or agent of the securities referred to herein. RBLT is not aware of any material conflict of interest as of the date of this publication.

Compensation and Investment Banking Activities

RBLT or any affiliate has not managed or co-managed a public offering of securities for the subject company in the past 12 months, nor received compensation for investment banking services from the subject company in the past 12 months, neither does it or any affiliate expect to receive, or intends to seek compensation for investment banking services from the subject company in the next 3 months.

Additional Disclosures

This research report is for distribution only under such circumstances as may be permitted by applicable law. This research report has no regard to the specific investment objectives, financial situation or particular needs of any specific recipient, even if sent only to a single recipient. This research report is not guaranteed to be a complete statement or summary of any securities, markets, reports or developments referred to in this research report. Neither UCB nor any of its directors, officers, employees or agents shall have any liability, however arising, for any error, inaccuracy or incompleteness of fact or opinion in this research report or lack of care in this research report's preparation or publication, or any losses or damages which may arise from the use of this research report.

UCB may rely on information barriers, such as "Chinese Walls" to control the flow of information within the areas, units, divisions, groups, or affiliates of UCB.

Investing in any non-U.S. securities or related financial instruments (including ADRs) discussed in this research report may present certain risks. The securities of non-U.S. issuers may not be registered with, or be subject to the regulations of, the U.S. Securities and Exchange Commission. Information on such non-U.S. securities or related financial instruments may be limited. Foreign companies may not be subject to audit and reporting standards and regulatory requirements comparable to those in effect within the United States.

The value of any investment or income from any securities or related financial instruments discussed in this research report denominated in a currency other than U.S. dollars is subject to exchange rate fluctuations that may have a positive or adverse effect on the value of or income from such securities or related financial instruments.

Past performance is not necessarily a guide to future performance and no representation or warranty, express or implied, is made by UCB with respect to future performance. Income from investments may fluctuate. The price or value of the investments to which this research report relates, either directly or indirectly, may fall or rise against the interest of investors. Any recommendation or opinion contained in this research report may become outdated as a consequence of changes in the environment in which the issuer of the securities under analysis operates, in addition to changes in the estimates and forecasts, assumptions and valuation methodology used herein.

No part of the content of this research report may be copied, forwarded or duplicated in any form or by any means without the prior consent of UCB and UCB accepts no liability whatsoever for the actions of third parties in this respect.

EQUITY RECOMMENDATION STRUCTURE (ABSOLUTE RATINGS)

We calculate our target price by weighting DCF, DDM, SOTP, asset-based and other relative valuation methods, and applying appropriate premiums/ discounts and/or other relevant adjustments.

Expected absolute returns are calculated as the percentage of difference between our target price and latest close price. Stock recommendations are based on absolute upside (downside) and have a 12-month horizon. Please note that future price fluctuations could lead to a temporary mismatch between upside/downside for a stock and our recommendation.

Recommendation Type	Holding period (if not otherwise mentioned)	Absolute Return Potential
Buy	12 Months	More than +15%
Neutral/ Hold	12 Months	Between +15 % and -5 %
Underweight	12 Months	Less than -5 %

ANALYST CERTIFICATION

Respective analyst(s) identified in this report certifies, with respect to the companies or securities that the individual analyses, that (1) the views expressed in this report reflect his or her personal views about all of the subject companies and securities and (2) no part of his or her compensation was, is or will be directly or indirectly dependent on the specific recommendations or views expressed in this report. The research analyst(s) named on this report are not registered / qualified as research analysts with FINRA.

It has not been determined in advance whether and in what intervals this document will be updated. Unless otherwise stated current prices refer to the most recent trading day's closing price.

CONTACT US

Research Team

Rajib Kumar Das	Head of Research	rajib.das@ucb.com.bd	+ 880 1730 797 728
Md. Sakib Chowdhury, CFA	Deputy Head of Research	sakib.chowdhury@ucb.com.bd	+ 880 1713 205 698
Md. Nazmus Sakib	Research Associate	nazmus.sakib@ucb.com.bd	+ 880 1701 205 073
Anik Mahmood Ibne Anwar	Research Associate	anik.mahmood@ucb.com.bd	+ 880 1701 205 074
Shadman Sadique Kamal	Research Associate	shadman.kamal@ucb.com.bd	+ 880 1701 205 096
Md. Asif Muntasir Shakkhor	Research Associate	asif.muntasir@ucb.com.bd	+ 880 1713 205 696

Investment Strategist

Syed Adnan Huda, CFA	Vice President	adnan.huda@ucb.com.bd	+ 880 1730 325 232
Md. Hasib Reza, CFA	Assistant Vice President	hasib.reza@ucb.com.bd	+ 880 1755 658 997

Institutional and Foreign Trade Department

Sonchoy Saha, CFA	Head of Institutional Sales	sonchoy.kumer@ucb.com.bd	+ 880 1755 615 313
Tahmidur Rahman	Senior Executive Officer	tahmid@bloomberg.net rahman.tahmidur@ucb.com.bd	+ 880 1726 995 520

Office Premises

Head Office

6, Dilkusha C/A, (1st Floor)
Dhaka -1000
Bangladesh

Corporate Office

Bulus Center (Level- 2)
Plot - CWS (A)-1, Road no- 34
Gulshan Avenue, Dhaka -1212

DSE Extension Office

Room 633, 9/E DSE Annex
Building (5th Floor)
Motijheel C/A, Dhaka 1000

Extension of Main Office

NIK Tower
55 Dilkusha C/A
(4th Floor), Dhaka-1000.

Chattogram Office

Ayub Trade Center
1269/B SK Mujib Road (4th Floor)
Agrabad C/A, Chattogram

Find our research on Bloomberg <BRC> Go